



## Campa series

Designed by Spant Studio, Denmark

---

The Danish architecture studio, Spant, is behind Campa. A series of lamps with a distinctive, elegantly shaped shade in fluted opal glass and with refined details in wood. The idea behind the design was to create simple lighting without too many components, that would still be eye-catching. The light source and shape have been carefully designed to do just that. The shade contour creates a downward light and the translucent opal glass emits a beautifully diffuse light.


### Meet the designer

As the world grows ever more complicated, we strive to create simple and meaningful getaways, retreats and pieces of design with a unique experience for the demanding customer. The spaces that surround us have great impact on the quality of our lives. Hence, we dedicate our professional lives to contribute to the Scandinavian heritage of architectural design – the art of designing holistic and immersive experiences. We really do believe that simple and attractive aesthetics can heighten the feeling of being alive and add a certain degree of mental health to our existence. Our wish is to design objects that hold the potential of achieving that goal. We design objects when we are presented to a given possibility to contribute with something beautiful and meaningful. It is not a crusade but an invitation.



20-131-04

# Campa Table Lamp



## Specifications

Country of origin	Shade Width	Base width	Diameter	Width	Length
China	27 cm	20 cm	27 cm	27 cm	27 cm
Height	Cord	Dimmable1	Light source included	Socket	Hz
61.50 cm	3 m Black Textile cord	Yes, if the bulb is dimmable and if your electrical system allows it	No	E27	50 Hz
Classification	Switch position	Recommended light source	Adjustment	Replaceable lightsource	Production technique
Class II	On cord	E27 max 25W LED	Cable cannot be shortened	Yes	Handblown

### The parcel's measurements

The parcel's measurements 1: 0.08 m<sup>3</sup>, 7.9 kg (D 35.0 cm, W 35.0 cm, H 65.0 cm)

## Notice

## Test and certifications

FSC® C165134



The mark of responsible forestry

20-131-06

Campa Wall Lamp



**Shade Width**

14 cm

**Diameter**

14 cm

**Width**

20,50 cm

**Height**

16 cm

**Cord**

2.50 m Amber Textile cord

**Dimmable1**

Yes, if the bulb is dimmable and if your electrical system allows it

**Light source included**

No

**Watt**

25 W

**Socket**

E14

**Hz**

50 Hz

**IP Rating**

20 IP

**Classification**

Class II

**Switch position**

On lampshade

**Replaceable lightsource**

Yes

**Production technique**

Mouthblown

**The parcel's measurements**

The parcel's measurements 1: 0.01 m<sup>3</sup>, 3.0 kg (D 28.0 cm, W 21.5 cm, H 23.5 cm)

20-131-05

Campa Floor Lamp



**Shade Width**

35 cm

**Base width**

30 cm

**Diameter**

35 cm

**Width**

35 cm

**Length**

35 cm

**Height**

146.60 cm

**Cord**

3 m Black Textile cord

**Dimmable1**

Yes, if the bulb is dimmable and if your electrical system allows it

**Light source included**

No

**Socket**

E27

**Hz**

50 Hz

**Classification**

Class II

**Switch position**

On cord

**Recommended light**

source  
E27 max 25W LED

**Adjustment**

Cable cannot be shortened

**Replaceable lightsource**

Yes

**Production technique**

Handblown

**The parcel's measurements**

The parcel's measurements 1: 0.13 m<sup>3</sup>, 14.4 kg (D 56.0 cm, W 43.0 cm, H 54.0 cm)

20-131-04

Campa Table Lamp



**Shade Width**

27 cm

**Base width**

20 cm

**Diameter**

27 cm

**Width**

27 cm

**Length**

27 cm

**Height**

61.50 cm

**Cord**

3 m Black Textile cord

**Dimmable1**

Yes, if the bulb is dimmable and if your electrical system allows it

**Light source included**

No

**Socket**

E27

**Hz**

50 Hz

**Classification**

Class II

**Switch position**

On cord

**Recommended light**

source  
E27 max 25W LED

**Adjustment**

Cable cannot be shortened

**Replaceable lightsource**

Yes

**Production technique**

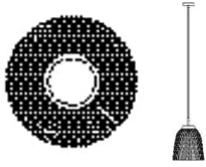
Handblown

**The parcel's measurements**

The parcel's measurements 1: 0.08 m<sup>3</sup>, 7.9 kg (D 35.0 cm, W 35.0 cm, H 65.0 cm)

20-131-07

Campa Pendant Ø14 cm



**Shade Width**

14 cm

**Diameter**

14 cm

**Width**

14 cm

**Length**

14 cm

**Height**

16 cm

**Cord**

3 m Beige Textile cord

**LED**

No

**Dimmable1**

Yes, if the bulb is dimmable and if your electrical system allows it

**Light source included**

No

**Watt**

25 W

**Socket**

E14

**Hz**

50 Hz

**IP Rating**

20 IP

**Classification**

Class I

**Replaceable lightsource**

Yes

**Ceiling cap color**

Matt Antique Brass

**Ceiling cap dimensions**

10 cm 2 cm

**Production technique**

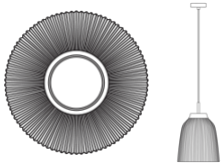
Handblown

**The parcel's measurements**

The parcel's measurements 1: 0.01 m<sup>3</sup>, 1.5 kg  
(D 20.0 cm, W 20.0 cm, H 28.0 cm)

20-131-01

Campa Pendant Ø27 cm



**Shade Width**

27 cm

**Width**

27 cm

**Length**

27 cm

**Height**

30 cm

**Cord**

3 m Black Textile cord

**LED**

Yes

**Dimmable1**

Yes, if the bulb is dimmable and if your electrical system allows it

**Light source included**

No

**Socket**

E27

**Hz**

50 Hz

**Classification**

Class I

**Recommended light source**

E27 max 25W LED

**Replaceable lightsource**

Yes

**Ceiling cap color**

Matt Antique Brass

**Ceiling cap dimensions**

10 cm 2 cm

**Production technique**

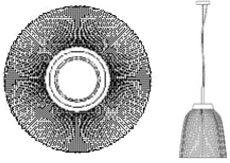
Handblown

**The parcel's measurements**

The parcel's measurements 1: 0.05 m<sup>3</sup>, 4.3 kg  
(D 35.0 cm, W 35.0 cm, H 40.0 cm)

20-131-02

Campa Pendant Ø35 cm



**Shade Width**  
35 cm

**Diameter**  
35 cm

**Width**  
35 cm

**Length**  
35 cm

**Height**  
39 cm

**Cord**  
3 m Black Textile cord

**LED**  
Yes

**Dimmable<sup>1</sup>**  
Yes, if the bulb is dimmable and if your electrical system allows it

**Light source included**  
No

**Socket**  
E27

**Hz**  
50 Hz

**Classification**  
Class I

**Recommended light source**  
E27 max 25W LED

**Replaceable lightsource**  
Yes

**Ceiling cap color**  
Matt Antique Brass

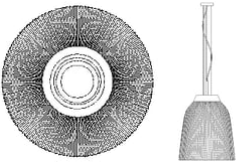
**Ceiling cap dimensions**  
10 cm 2 cm

**Production technique**  
Handblown

**The parcel's measurements**  
The parcel's measurements 1: 0.11 m<sup>3</sup>, 6.1 kg  
(D 43.0 cm, W 43.0 cm, H 62.0 cm)

20-131-03

Campa Pendant Ø50 cm



**Shade Width**  
50 cm

**Diameter**  
50 cm

**Width**  
50 cm

**Length**  
50 cm

**Height**  
56.10 cm

**Cord**  
3 m Black Textile cord

**Dimmable<sup>1</sup>**  
Yes, if the bulb is dimmable and if your electrical system allows it

**Light source included**  
No

**Watt**  
25 W

**Socket**  
E27

**Hz**  
50 Hz

**IP Rating**  
20 IP

**Classification**  
Class I

**Replaceable lightsource**  
Yes

**Ceiling cap color**  
Matt Antique Brass

**Ceiling cap dimensions**  
12.50 cm 2,5 cm

**Production technique**  
Handblown

**The parcel's measurements**  
The parcel's measurements 1: 0.27 m<sup>3</sup>, 15.9 kg  
(D 62.0 cm, W 62.0 cm, H 71.0 cm)

Materials and surfaces

Variant

