



WEVER & DUCRÉ
LIGHTING

WIRO GLOBE 1.0

2281E0B0

Project

Type

Notes

Quantity

Date

GENERAL

Ceiling

Suspended

Black Steel

IP20

Interior

355 lm

LED

Lamp T30

E27

Socket E27

max. 60 W

CRI \geq 90

ELECTRICAL

220 - 240 V

Total connected power 9.3 W

Class 1

Safety distance 0.3 m

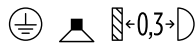
PHYSICAL

Diameter 600 mm

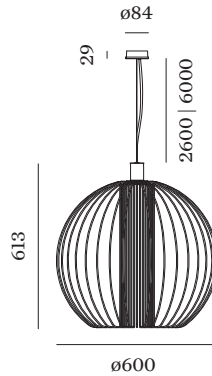
Height 548 mm

5.9 kg

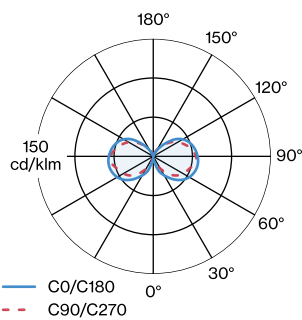
incl. 2.6 m suspension



Globular ceiling suspended luminaire; shade made from varnished steel; lamp socket E27; lamp type T30; 220 - 240 V; degree of protection IP20; PC1; incl. 2.6 m suspension; lamp not included;



LIGHT DISTRIBUTION





WEVER & DUCRÉ
LIGHTING

WIRO GLOBE 1.0

2281E0B0

LAMPS

A60 LED Lamp

TYPE	Ø · H (MM)	ORDERCODE
2200K E27	ø60-108	9 0 0 3 E 1 0 9
2700K E27	ø60-110	9 0 0 3 E 1 3 8

T30-300 LED Lamp

TYPE	Ø · H (MM)	ORDERCODE
2200K E27	ø30-300	9 0 0 3 E 1 3 0
2700K E27	ø30-300	9 0 0 3 E 1 3 5

OPTIONAL

Cable Wall Bracket

TYPE	Ø · H (MM)	ORDERCODE
only for WIRO textile cable	ø30-21	9 0 0 5 2 0 6 2

Strain Relief

TYPE	Ø · H (MM)	ORDERCODE
for suspended luminaire power cable fixation in base	ø12,5-13	9 0 0 5 2 0 6 4