

Tempo

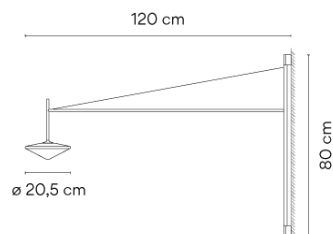

5760

Design By Lievore Altherr

VIBIA

Wall lamp. An adjustable rod emerges from the base attached to the wall, with blown glass diffuser and a tensing cable that permits precise adjustment of the height of the glass tulip. Connection with plug. LED light source.

Model Sheet



Min. quantity, upcharge and extra lead time apply

Finish

62 Green
NCS S 3010-G20Y

37 Terra Red
NCS S 4040-Y70R

18 Graphite
ADAPTA RF 9913

LED

2700 K

Control

Push

Electrical connection Surface Canopy

Light source

1 x LED 4W 350mA



LED

CRI>90 440.81 lm 110
2700 K

Driver

Constant Current 350 mA 220~240 V
50~60 Hz



Application

Wall

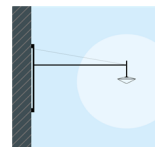
Packaging

2 Box
0.858 m x 1.18 m x 0.072 m
Gross weight 4.5 kg
Net weight 2.4 kg
Vol. 0.0877 m3

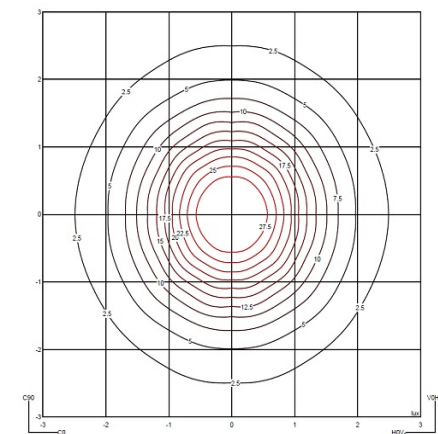
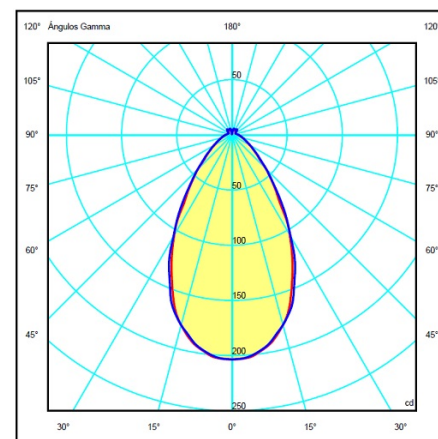
Lighting effect

Volumetric Diffuser

Subtly directed, diffused light that generates a soft hierarchy of light on to the illuminated surface



Photometric Data



All of our products come with a five-year warranty. Check our legal terms at www.vibia.com/warranty

Vibia Lighting, S.L.U.

Office / Oficina
Progrés 4-6, 08850 Gavà. Barcelona, Spain.

International T +34 934 796 971
Spain / Portugal T +34 934 796 970

customer.service@vibia.com
vibia.com