



AJ EKLIPTA


AJ Eklipta - 5743591981

The fixture emits soft comfortable light. The glass is designed to provide a uniformly lit surface. The three-layer mouth-blown opal glass shade has a transparent edge, providing a decorative halo of light around the fixture.



Arne Jacobsen

Arne Jacobsen was born and raised in Copenhagen. In 1927, he graduated as an architect from the Royal Danish Academy of Fine Arts in Copenhagen. After graduating, he obtained his first job at the office of the City Architect of Copenhagen launching his own office only two years later.



Product info

Environmental Product Specification

This product is compliant with the requirements contained in the European Directives, RoHS Directive 2011/65 and 2015/863. This product is designed so that 100% of the product can be disassembled and reused.

Information

Only Wall mounted E27 versions for outdoor use. For LED fixtures without glass, Emergency lighting or LED replacement kits please contact Louis Poulsen. The innovation of the LED technology is constant. The specifications mentioned are based on present technology. Ø220: Compatible with leading edge mains dimmers. Please note that low power consumption on some products can affect dimming properties.

Mounting

Terminal block: Ø 220: 3x2,5mm², Ø 350/Ø 450: 5x2,5mm². Looping: Approved, Ø 220 mm: Max. 3x1,5mm², Ø 350/Ø 450: Max. 5x1,5mm². Ballast positioning: In ceiling/wall box.

Finish

White, powder coated. White opal glass.

Materials

Ceiling/Wall box: Die cast aluminium or spun aluminium. Diffuser: Mouth-blown white opal glass.

Sizes and weights

Width x Height x Length (mm) | 220 x 105 x 220 Max 0.6 kg | 450 x 100 x 450 Max 6.2 kg | 350 x 100 x 350 Max 3.6 kg

Class

Ingress protection. LED ceiling/wall: IP20. Ø220: IP20. E27 Ø350/450 Ceiling: IP20. E27 Ø350/450 Wall: IP44. Electric shock protection I w. ground.

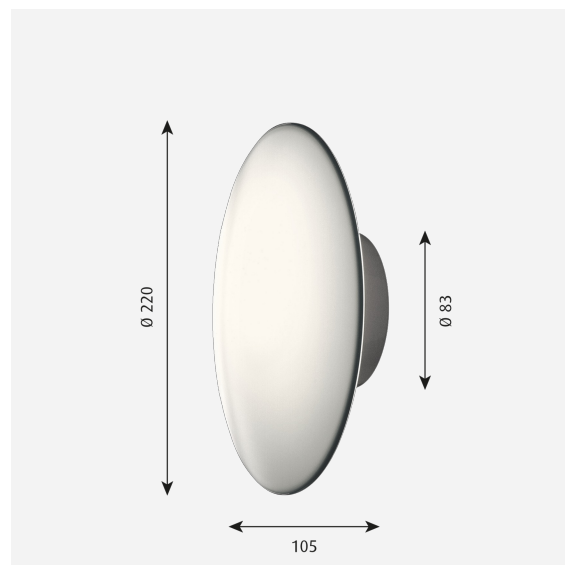
Light source

LED 2700K 7.8W

Lumen: 324

Information

Only Wall mounted E27 versions for outdoor use. For LED fixtures without glass, Emergency lighting or LED replacement kits please contact Louis Poulsen. The innovation of the LED technology is constant. The specifications mentioned are based on present technology. Ø220: Compatible with leading edge mains dimmers. Please note that low power consumption on some products can affect dimming properties.



Related products



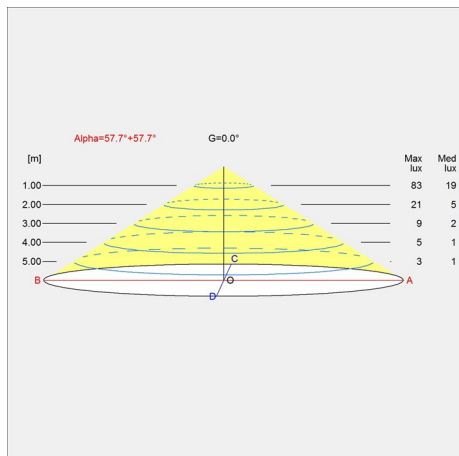
AJ Eklipta



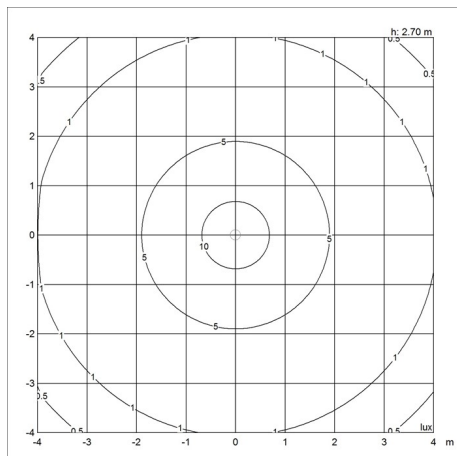
AJ Eklipta

Light distribution diagrams

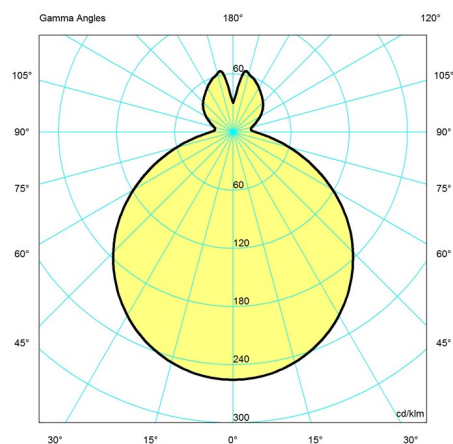
Cartesian



Isolux



Polar



Spare parts & accessories

Product	Variant number
AJ Eklipta Ø220 glass	5743590005
AJ Eklipta Ø350 glass	5743590018
AJ Eklipta Ø450 glass	5743590021
AJ Eklipta Ø220 diffuser KIT	5743591305

Data specifications

Colour	White	Length	220
Width	220	Height	105
Built-in Height	-	IP class	20
Class	I	Net Weight	0.6
Standby (W)	-	Power Factor (P = 100 % / P = 50 %)	0.99
Inrush Current	-	Light source	LED 2700K 7.8W
Kelvin	2700	CRI	90

AJ Eklipta

SDCM	3
Watt	7.8
Light control	-
UGR Transversal / Axial	15.9/15.9
Driver life	-

Lumen	324
Efficacy	42
Min. Dim Level (%)	-
L80B50 (hours)	>100.000