

# AJ WALL


AJ Wall - 5743150034

The wall lamp emits downward directed light. The angle of the shade and rotation can be adjusted to optimize light distribution. The shade is painted white on the inside to ensure a soft comfortable light.



## Arne Jacobsen

Arne Jacobsen was born and raised in Copenhagen. In 1927, he graduated as an architect from the Royal Danish Academy of Fine Arts in Copenhagen. After graduating, he obtained his first job at the office of the City Architect of Copenhagen launching his own office only two years later.



## Product info

### Environmental Product Specification

This product is compliant with the requirements contained in the European Directives, RoHS Directive 2011/65 and 2015/863. This product is designed so that 100% of the product can be disassembled and reused.

### Information

The white version is supplied with a white cable. The other versions are supplied with a black cable.

### Mounting

Mounting with cord and plug or for hardwiring. With cord: Cord with plug. Cord length: 2.4m. Light control: On/off switch on wall box. Without cord for hardwiring: Wall bracket for mounting on wall. Light control: Two options. Either with on/off switch on wall box or without switch on wall box with turn on/off at main switch

### Finish

White, Black, Pale Petroleum, Warm Sand, Soft Lemon, Electric Orange, Dusty Blue, Warm Grey. 湿漆。经过抛光处理的不锈钢。

### Materials

Shade: Spun steel or stainless steel. Wall box: Spun steel or deep drawn stainless steel. Arm: Steel or stainless steel.

### Sizes and weights

Width x Height x Length (mm) | 145 x 180 x 318 Max 1.1 kg

### Class

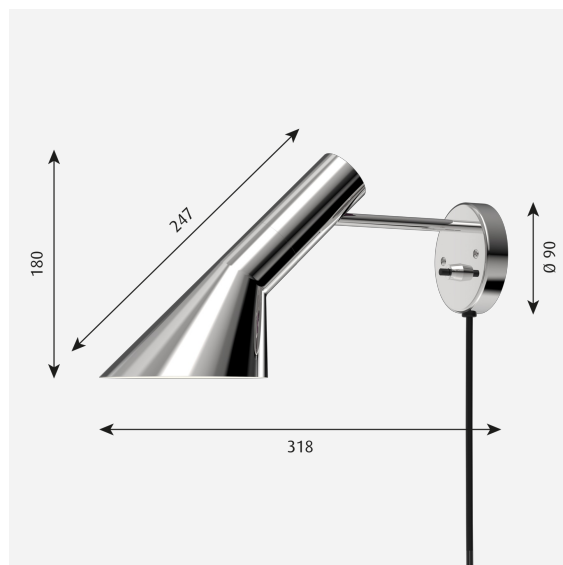
Ingress protection IP20. With cord and plug: Electric shock protection II. For hardwiring: Electric shock protection I.

### Light source

1x20W E14

### Information

The white version is supplied with a white cable. The other versions are supplied with a black cable.



## Related products



AJ Mini Table



AJ Royal



AJ Garden Bollard



AJ Oxford Table Lamp



AJ Table



AJ Floor

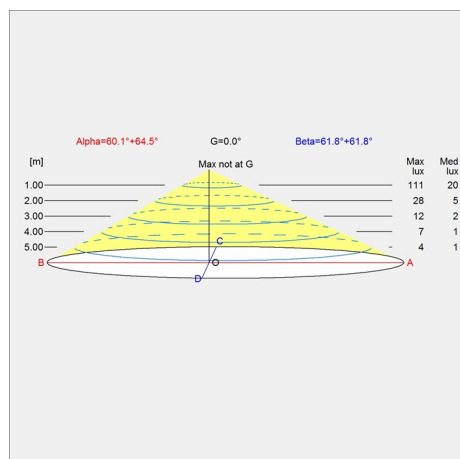


AJ 50 Wall

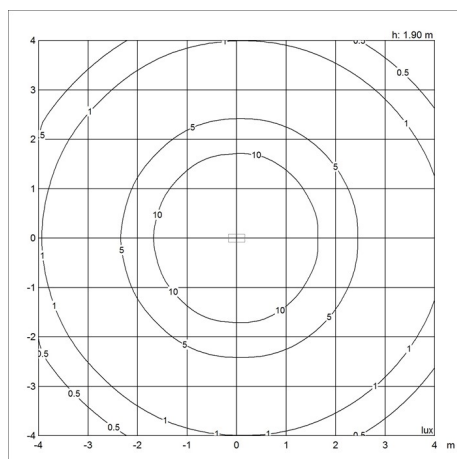


# Light distribution diagrams

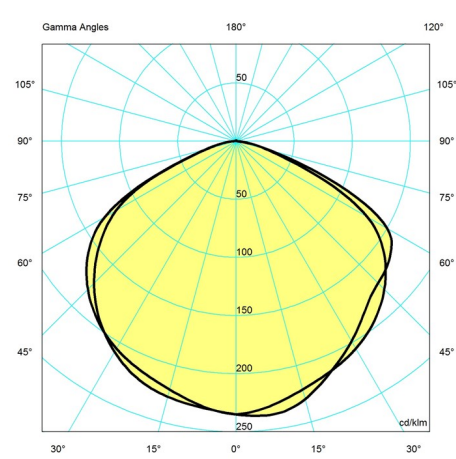
## Cartesian



## Isolux



## Polar



## Data specifications

Colour	Stainless steel polished
Width	145
Built-in Height	-
Class	II
Standby (W)	-
Inrush Current	-
Kelvin	-
SDCM	-
Watt	-
Light control	-
UGR Transversal / Axial	21.4/20.9
Driver life	-

Length	318
Height	180
IP class	20
Net Weight	0.9
Power Factor (P = 100 % / P = 50 %)	-
Light source	1x20W E14
CRI	-
Lumen	-
Efficacy	-
Min. Dim Level (%)	-
L80B50 (hours)	-