

COLLAGE 450/600


Collage 450/600 - 5741095214

The fixture emits diffused light directed primarily downwards. The patterns on the three lasercut acrylic shades have been carefully staggered with the aim of eliminating unpleasant glare from the light source. The patterns differ between the shades, resulting in different perceptions of light and shadow depending on the viewing angle. A soft and comfortable light will be obtained by mounting the lower antiglare shade.



Louise Campbell

Louise Campbell was born in Copenhagen in 1970. Being the daughter of a Danish father and an English mother, she grew up and was educated in both countries. After graduating from the London College of Furniture in 1992, she returned to Denmark and continued her studies in Industrial Design at Denmark's Design School, graduating from here in 1995.



Product info

Information

Top- and bottom antiglare shades are available as accessories.

Mounting

Suspension type: Cable 2x1.0mm². Canopy: Yes. Cable length: 3m.

Finish

White Matt.

Materials

Suspension: Natural anodised aluminium. Shades: Laser cut matt acrylic.

Sizes and weights

Width x Height x Length (mm) | 450 x 288 x 450 Max 3.1 kg | 600 x 360 x 600 Max 4.5 kg

Class

Ingress protection IP20. Electric shock protection II w/o ground.

Specification notes

The innovation of light sources is ongoing. Consequently we only inform about the max. wattages. On www.louispoulsen.com we update a list of recommendable light sources.

Light source

1x70W E27

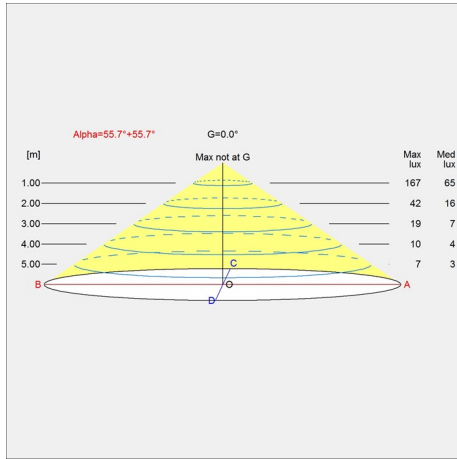
Information

Top- and bottom antiglare shades are available as accessories.

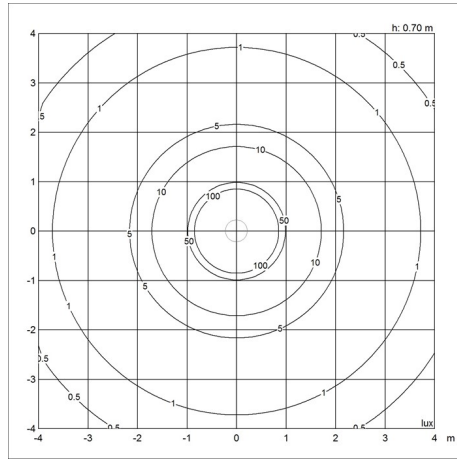


Light distribution diagrams

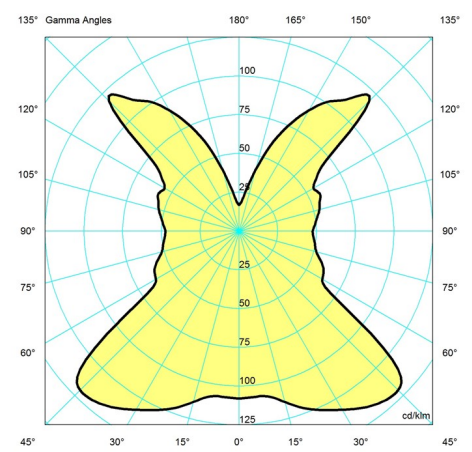
Cartesian



Isolux



Polar



Spare parts & accessories

Product

- Canopy White 2-part tophat ©
- Collage Ø450/Ø600 Pendant inc suspen.
- COLLAGE 450 ANTI-GLARE BOT.SHAD. MATT
- COLLAGE 450 ANTI-GLARE TOPSHADE MATT
- COLLAGE 600 ANTI G BOTM SHADE MATT >2011
- COLLAGE 600 ANTI G TOP SHADE MATT >2011
- Canopy white 2-part tophat 5 cords

Variant number

- 5749329034
- 5741094079
- 5741095191
- 5741095201
- 5741095298
- 5741095308
- 5749329047

Data specifications

Colour	White matt	Length	450
Width	450	Height	288
Built-in Height	-	IP class	20
Class	II	Net Weight	3.1
Standby (W)	-	Power Factor (P = 100 % / P = 50 %)	-

Collage 450/600**1x70W E27**

Inrush Current	-
Kelvin	-
SDCM	-
Watt	-
Light control	-
UGR Transversal / Axial	12.7/12.7
Driver life	-

Light source	-
CRI	-
Lumen	-
Efficacy	-
Min. Dim Level (%)	-
L80B50 (hours)	-