



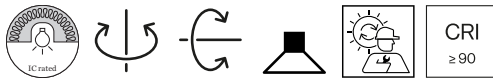
PROJECT

TYPE

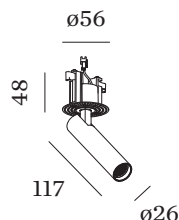
NOTES

QUANTITY

DATE



Ceiling recessed spotlight made from die-cast aluminium with round base; for trimless installation; surface Black Matt + Aluminium; powder coated; matt texture + wet painted; brushed; suitable for ceiling thickness of 4-26 mm; recessed depth 85 mm; with COB (Chip on Board) technology for maximum efficiency; light colour 3000 K; binning initial MacAdam ≤ 2 SDCM; CRI ≥ 90 ; beam angle 30°; spotlight head 360° rotatable and 90° tiltable; degree of protection IP20; Class 3; IC rated; driver not included; light source replaceable by Wever & Ducré or by a professional with explicit authorization;



GENERAL

Ceiling
Semi-Recessed
tilt max 90 °
rotation 360 °
Black Matt + Aluminium
IP20
IC rated
Interior
CIE flux code: 97 100 100 100 100

LED

3000 K
CRI ≥ 90
L80 / 50000h
initial MacAdam ≤ 2 SDCM

OPTICAL

Standard
beam angle 30°

ELECTRICAL

excl. driver
18 V
inset 6.1 W
Class 3

PHYSICAL

diameter 26 mm
height 117 mm
0.15 kg

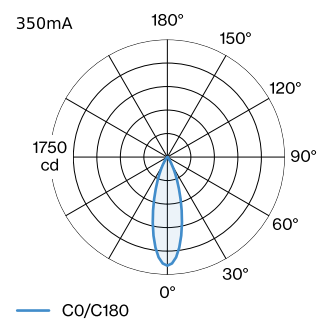
CUTOUT

diameter 45-47 mm
min. ceiling thickness 4 mm
max. ceiling thickness 26 mm
recessed depth 85 mm

MEASURED DRIVER

350mA
555 lm
8.1 W

LIGHT DISTRIBUTION





CONE DIAGRAM

standard 30° 350mA

h (m)	E0° (lx)	ø (m)
1	1620	0.54
2	400	1.09
3	180	1.63
4	100	2.18
5	60	2.72

ELECTRICAL ACCESSORIES

Driver

Type	Voltage	L·W·H (MM)	Item number
6W 350mA 8.6-18V	8.6-18V	67·39·22	90213303
10W 350mA 1-10V dim	14-28V	101.5·51·29.5	90223401
10W 350mA phase-cut dim	12-28V	102·38·21	90223402
14W 350mA 2.5-42V DALI-2	2.5-42V	145·33·21	90243501
17W 350mA 10-49V DALI	10-49V	108·52·22	90243601