



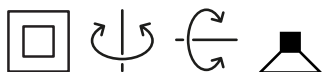
PROJECT

TYPE

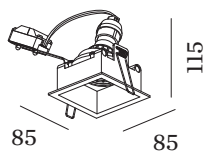
NOTES

QUANTITY

DATE



Squared ceiling recessed downlight made from die-cast aluminium; adjustable; surface White Aluminium; wet painted, matt smooth; RAL 9006; installation without tools using wire springs; suitable for ceiling thickness of 2-18 mm; recessed depth 125 mm; lamp socket GU10; lamp type PAR16; max. 12W; 100 - 240 V; 355° rotatable and 35° tiltable; degree of protection IP20; Class 2; lamp not included;



GENERAL

Ceiling
Recessed
tilt max 35 °
rotation 355 °
White Aluminium
RAL 9006 ^a
IP20
Interior

LED

lamp PAR16
socket GU10
max. per socket 12.0 W
CRI ≥ 90

ELECTRICAL

100 - 240 V
Class 2

PHYSICAL

length 85 mm
width 85 mm
height 120 mm
0.24 kg
wire springs

CUTOUT

length 74 mm
width 78 mm
min. ceiling thickness 2 mm
max. ceiling thickness 18 mm
recessed depth 125 mm

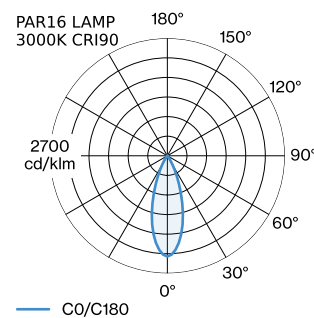
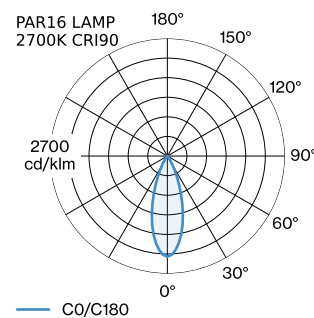
^a Colour may deviate slightly due to production conditions.

MEASURED LAMPS

PAR16 LAMP 3000K CRI90
510 lm
6.5 W

PAR16 LAMP 2700K CRI90
470 lm
6.5 W

LIGHT DISTRIBUTION





OTHER ACCESSORIES

Metal spring clip

Type	Ø (MM)	Item number
MR16 LED PAR16 max. 12W	59	90019700

Spring clip

Type	Colour	Ø (MM)	Item number
MR16 LED PAR16 max. 12W	Black	59	900198B0
MR16 LED PAR16 max. 12W	Bronze	59	900198Q0
MR16 LED PAR16 max. 12W	Silver	59	900198S0
MR16 LED PAR16 max. 12W	White	59	900198W0

ELECTRICAL ACCESSORIES

LED LAMPS

Colour	Item number
Black Texture	W901228B3
Black Texture	W901228B5

LAMPS

PAR16 LED Lamp

Type	Colour	Ø·H (MM)	Item number
2700K >90 CRI GU10	White	50-60	901228W3
3000K >90 CRI GU10	White	50-60	901228W5
2700K >80 CRI GU10	Silver	50-60	905227S2
3000K >80 CRI GU10	Silver	50-60	905227S4