



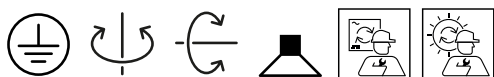
PROJECT

TYPE

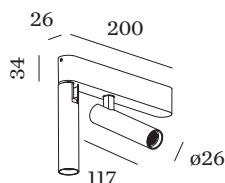
NOTES

QUANTITY

DATE



Ceiling surface luminaire with 2 spotlights; made from die-cast aluminium; surface Black Matt; powder coated, matt texture; RAL 9011; with COB (Chip on Board) technology for maximum efficiency; phase-cut dim; light colour 2700 K; binning initial MacAdam ≤ 2 SDCM; CRI ≥ 90 ; beam angle 30°; 350° rotatable and 90° tiltable; degree of protection IP20; Class 1; driver included; light source replaceable by Wever & Ducré or by a professional with explicit authorization; control gear replaceable by an authorized professional;



GENERAL

Ceiling
Surface
tilt max 90 °
rotation 350 °
Black Matt
RAL 9011^a
IP20
Interior
1090 lm
CIE flux code: 97 100 100 100 100

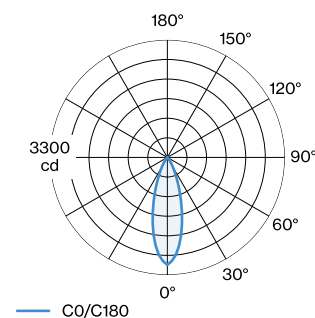
LED

2700 K
CRI ≥ 90
L80 / 50000h
initial MacAdam ≤ 2 SDCM

OPTICAL

Standard
beam angle 30°

LIGHT DISTRIBUTION



ELECTRICAL

phase-cut dim
220 - 240 V
system 17.5 W
Class 1

PHYSICAL

length 200 mm
width 26 mm
height 117 mm
0.42 kg

^a Colour may deviate slightly due to production conditions.

**CONE DIAGRAM**

standard 31°

h (m)	E0° (lx)	ø (m)
1	1510	0.56
2	380	1.12
3	170	1.67
4	90	2.23
5	60	2.79