




**PROJECT**

**TYPE**

**NOTES**

**QUANTITY**

**DATE**



Wall surface luminaire made from composite; indirect light distribution; surface colour "Feel Jade Plaster"; similar to NCS S 2005 - G90Y; PCB 3-step binning; phase-cut dim; light colour 3000 K; binning initial MacAdam  $\leq 3$  SDCM; CRI  $\geq 90$ ; 220 - 240 V; degree of protection IP20; Class 1; driver included; light source replaceable by Wever & Ducré or by a professional with explicit authorization; control gear replaceable by an authorized professional;

**GENERAL**

Wall  
Surface  
Feel Jade Plaster  
similar to NCS S 2005 - G90Y  
a  
IP20  
Interior  
CIE flux code: 12 40 73 85 100

**LED**

3000 K  
CRI  $\geq 90$   
L80 / 50000h  
initial MacAdam  $\leq 3$  SDCM

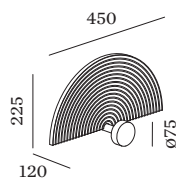
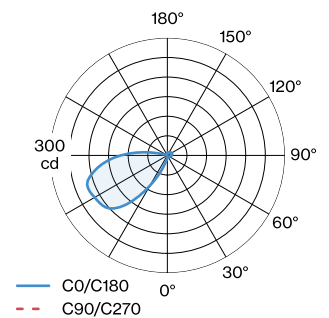
**ELECTRICAL**

phase-cut dim  
220 - 240 V  
system 8.3 W  
Class 1

**PHYSICAL**

length 450 mm  
width 120 mm  
height 225 mm  
1.95 kg

**LIGHT DISTRIBUTION**



<sup>a</sup> Colour may deviate slightly due to production conditions.


**Maintenance Factor**

Operating Time [h]	10.000	20.000	30.000	40.000	50.000
LLMF	0.97	0.94	0.91	0.87	0.84
LSF	1	1	1	1	1

MF	$LMF \times RSMF \times LLMF \times LSF$	RSMF <sup>a</sup>	Room Surface Maintenance Factor
MF	Maintenance Factor	LLMF	Lamp Lumens Maintenance Factor
LMF <sup>a</sup>	Luminaire Maintenance Factor	LSF	Lamp Survival Factor

<sup>a</sup>According to "CIE 97, Maintenance of indoor electric lighting systems", 2005, ISBN 3-900-734-34-8. The values must be determined by the planner.