




PROJECT

TYPE

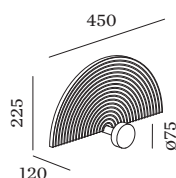
NOTES

QUANTITY

DATE



Wall surface luminaire made from composite; indirect light distribution; surface colour "Give Warmth Plaster"; similar to RAL 080 80 10; PCB 3-step binning; phase-cut dim; light colour 3000 K; binning initial MacAdam ≤ 3 SDCM; CRI ≥ 90 ; 220 - 240 V; degree of protection IP20; Class 1; driver included; light source replaceable by Wever & Ducré or by a professional with explicit authorization; control gear replaceable by an authorized professional;



GENERAL

Wall
Surface
Give Warmth Plaster
similar to RAL 080 80 10 ^a
IP20
Interior
CIE flux code: 12 40 73 85 100

LED

3000 K
CRI ≥ 90
L80 / 50000h
initial MacAdam ≤ 3 SDCM

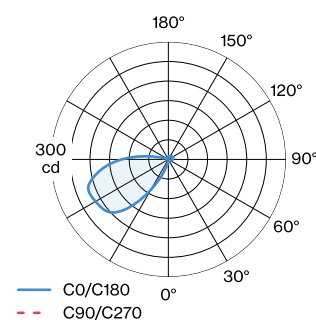
ELECTRICAL

phase-cut dim
220 - 240 V
system 8.3 W
Class 1

PHYSICAL

length 450 mm
width 120 mm
height 225 mm
1.95 kg

LIGHT DISTRIBUTION



^a Colour may deviate slightly due to production conditions.


Maintenance Factor

Operating Time [h]	10.000	20.000	30.000	40.000	50.000
LLMF	0.97	0.94	0.91	0.87	0.84
LSF	1	1	1	1	1

MF	$LMF \times RSMF \times LLMF \times LSF$	RSMF ^a	Room Surface Maintenance Factor
MF	Maintenance Factor	LLMF	Lamp Lumens Maintenance Factor
LMF ^a	Luminaire Maintenance Factor	LSF	Lamp Survival Factor

^aAccording to "CIE 97, Maintenance of indoor electric lighting systems", 2005, ISBN 3-900-734-34-8. The values must be determined by the planner.