




PROJECT

TYPE

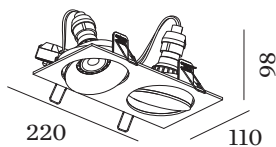
NOTES

QUANTITY

DATE



Rectangular ceiling recessed luminaire made from aluminium; surface White Matt; powder coated, matt texture; RAL 9010; installation without tools using wire springs; suitable for ceiling thickness of 4-25 mm; recessed depth 110 mm; lamp socket GU10; lamp type PAR16; 2x max. 12W; 100 - 240 V; 355° rotatable and 35° tiltable; degree of protection IP20; Class 2; lamp not included;



GENERAL

Ceiling
Recessed
tilt max 35 °
rotation 355 °
White Matt
RAL 9010 ^a
IP20
Interior
CIE flux code: 94 98 100 100 98

LED

lamp 2 x PAR16
socket GU10
max. per socket 12.0 W
CRI ≥ 90

ELECTRICAL

100 - 240 V
total insets 13.0 W
Class 2

PHYSICAL

length 220 mm
width 110 mm
height 103 mm
0.69 kg
wire springs

CUTOUT

length 210 mm
width 102 mm
min. ceiling thickness 4 mm
max. ceiling thickness 25 mm
recessed depth 110 mm

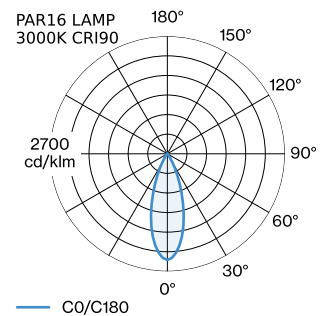
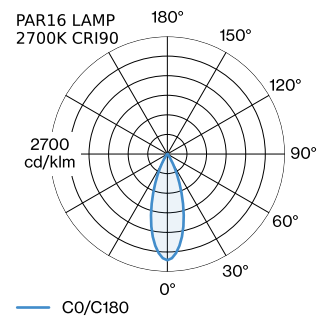
^a Colour may deviate slightly due to production conditions.

MEASURED LAMPS

PAR16 LAMP 2700K CRI90
995 lm
13 W

PAR16 LAMP 3000K CRI90
1080 lm
13 W

LIGHT DISTRIBUTION





ELECTRICAL ACCESSORIES

LED LAMPS

Colour	Item number
Black Texture	W901228B3
Black Texture	W901228B5

LAMPS

PAR16 LED Lamp

Type	Colour	Ø·H (MM)	Item number
2700K >90 CRI GU10	White	50·60	901228W3
3000K >90 CRI GU10	White	50·60	901228W5
2700K >80 CRI GU10	Silver	50·60	905227S2
3000K >80 CRI GU10	Silver	50·60	905227S4