




PROJECT

TYPE

NOTES

QUANTITY

DATE



Round ceiling recessed downlight made from die-cast aluminium; surface Champagne; wet painted, smooth semi glossy; installation without tools using wire springs; suitable for ceiling thickness of 4-27 mm; recessed depth 115 mm; lamp socket GU10; lamp type PAR16; max. 12W; 100 - 240 V; degree of protection IP20; Class 2; lamp not included;



GENERAL

Ceiling
Recessed
Champagne
IP20
Interior

LED

lamp PAR16
socket GU10
max. per socket 12.0 W
CRI ≥ 90

ELECTRICAL

100 - 240 V
Class 2

PHYSICAL

diameter 84 mm
height 108 mm
0.12 kg
wire springs

CUTOUT

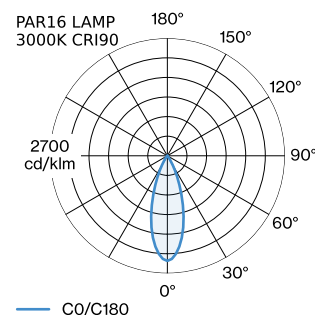
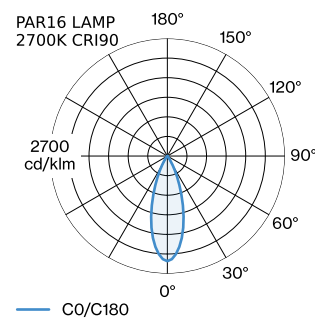
diameter 76-79 mm
min. ceiling thickness 4 mm
max. ceiling thickness 27 mm
recessed depth 115 mm

MEASURED LAMPS

PAR16 LAMP 3000K CRI90
465 lm
6.5 W

PAR16 LAMP 2700K CRI90
450 lm
6.5 W

LIGHT DISTRIBUTION





ELECTRICAL ACCESSORIES

LED LAMPS

Colour	Item number
Black Texture	W901228B3
Black Texture	W901228B5

LAMPS

PAR16 LED Lamp

Type	Colour	Ø·H (MM)	Item number
2700K >90 CRI GU10	White	50·60	901228W3
3000K >90 CRI GU10	White	50·60	901228W5
2700K >80 CRI GU10	Silver	50·60	905227S2
3000K >80 CRI GU10	Silver	50·60	905227S4