



## PROJECT

## TYPE

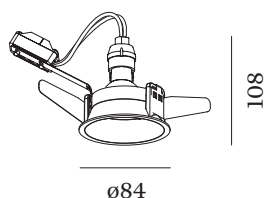
## NOTES

## QUANTITY

## DATE



Round ceiling recessed downlight made from die-cast aluminium; surface White Matt; powder coated, matt texture; RAL 9010; installation without tools using blade springs; suitable for ceiling thickness of min. 10 mm; recessed depth 115 mm; lamp socket GU10; lamp type PAR16; max. 12W; 100 - 240 V; degree of protection IP20; Class 2; lamp not included;



## GENERAL

Ceiling  
Recessed  
White Matt  
RAL 9010 <sup>a</sup>  
IP20  
Interior

## LED

lamp PAR16  
socket GU10  
max. per socket 12.0 W  
CRI ≥ 90

## ELECTRICAL

100 - 240 V  
Class 2

## PHYSICAL

diameter 84 mm  
height 108 mm  
0.12 kg  
blade springs

## CUTOUT

diameter 76-79 mm  
min. ceiling thickness 10 mm  
recessed depth 115 mm

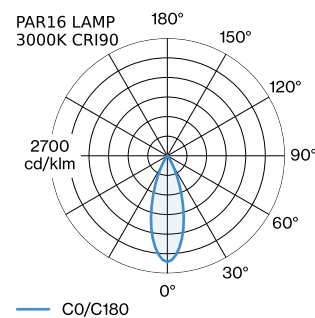
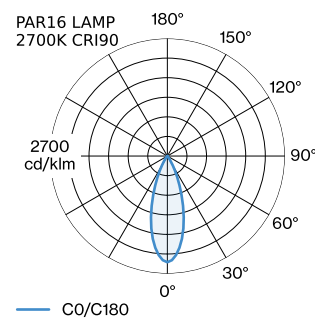
<sup>a</sup> Colour may deviate slightly due to production conditions.

## MEASURED LAMPS

PAR16 LAMP 2700K CRI90  
495 lm  
6.5 W

PAR16 LAMP 3000K CRI90  
540 lm  
6.5 W

## LIGHT DISTRIBUTION





## ELECTRICAL ACCESSORIES

### LED LAMPS

Colour	Item number
Black Texture	W901228B3
Black Texture	W901228B5

## LAMPS

### PAR16 LED Lamp

Type	Colour	Ø·H (MM)	Item number
2700K   >90 CRI   GU10	White	50·60	901228W3
3000K   >90 CRI   GU10	White	50·60	901228W5
2700K   >80 CRI   GU10	Silver	50·60	905227S2
3000K   >80 CRI   GU10	Silver	50·60	905227S4