




PROJECT

TYPE

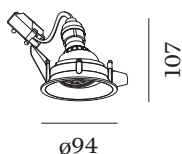
NOTES

QUANTITY

DATE



Round ceiling recessed downlight made from die-cast aluminium; adjustable; surface White Matt; powder coated, matt texture; RAL 9010; installation without tools using blade springs; suitable for ceiling thickness of min. 6 mm; recessed depth 115 mm; lamp socket GU10; lamp type PAR16; max. 12W; 100 - 240 V; 355° rotatable and 35° tiltable; degree of protection IP20; Class 2; IC rated; lamp not included;



GENERAL

Ceiling
Recessed
tilt max 35 °
rotation 355 °
White Matt
RAL 9010 ^a
IP20
Interior

LED

lamp PAR16
socket GU10
max. per socket 12.0 W
CRI ≥ 90

ELECTRICAL

100 - 240 V
Class 2

PHYSICAL

diameter 94 mm
height 107 mm
0.21 kg
blade springs

CUTOUT

diameter 86-89 mm
min. ceiling thickness 6 mm
recessed depth 115 mm

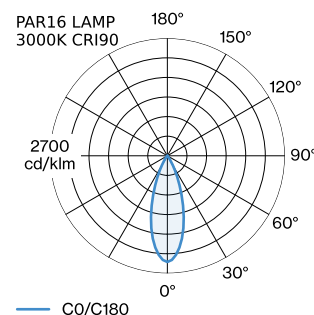
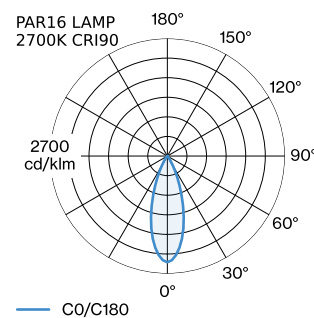
^a Colour may deviate slightly due to production conditions.

MEASURED LAMPS

PAR16 LAMP 2700K CRI90
495 lm
6.5 W

PAR16 LAMP 3000K CRI90
540 lm
6.5 W

LIGHT DISTRIBUTION





OTHER ACCESSORIES

Metal spring clip

Type	Ø (MM)	Item number
MR16 LED PAR16 max. 12W	59	90019700

Spring clip

Type	Colour	Ø (MM)	Item number
MR16 LED PAR16 max. 12W	Black	59	900198B0
MR16 LED PAR16 max. 12W	Gold	59	900198G0
MR16 LED PAR16 max. 12W	Bronze	59	900198Q0
MR16 LED PAR16 max. 12W	Silver	59	900198S0
MR16 LED PAR16 max. 12W	White	59	900198W0

ELECTRICAL ACCESSORIES

PAR16 Flat Head

Type	Item number
GU10	90059125

LED LAMPS

Colour	Item number
Black Texture	W901228B3
Black Texture	W901228B5

LAMPS

PAR16 LED Lamp

Type	Colour	Ø·H (MM)	Item number
2700K >90 CRI GU10	White	50-60	901228W3
3000K >90 CRI GU10	White	50-60	901228W5
2700K >80 CRI GU10	Silver	50-60	905227S2
3000K >80 CRI GU10	Silver	50-60	905227S4