



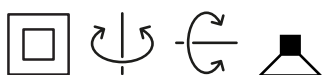
## PROJECT

## TYPE

## NOTES

## QUANTITY

## DATE



Round ceiling recessed downlight made from die-cast aluminium; adjustable; asymmetric light beam; surface White Matt; powder coated, matt texture; RAL 9010; installation without tools using wire springs; suitable for ceiling thickness of 4-25 mm; recessed depth 120 mm; lamp socket GU10; lamp type PAR16; max. 12W; 100 - 240 V; 355° rotatable and 35° tiltable; degree of protection IP20; Class 2; IC rated; lamp not included;



## GENERAL

Ceiling  
Recessed  
tilt max 35 °  
rotation 355 °  
White Matt  
RAL 9010 <sup>a</sup>  
IP20  
Interior

## LED

lamp PAR16  
socket GU10  
max. per socket 12.0 W  
CRI ≥ 90

## ELECTRICAL

100 - 240 V  
Class 2

## PHYSICAL

diameter 94 mm  
height 115 mm  
0.23 kg  
wire springs

## CUTOUT

diameter 87-88 mm  
min. ceiling thickness 4 mm  
max. ceiling thickness 25 mm  
recessed depth 120 mm

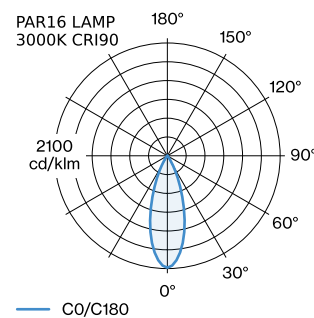
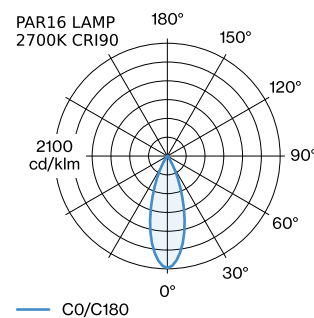
<sup>a</sup> Colour may deviate slightly due to production conditions.

## MEASURED LAMPS

PAR16 LAMP 3000K CRI90  
460 lm  
6.5 W

PAR16 LAMP 2700K CRI90  
425 lm  
6.5 W

## LIGHT DISTRIBUTION





## OTHER ACCESSORIES

### Metal spring clip

Type	Ø (MM)	Item number
MR16   LED   PAR16   max. 12W	59	90019700

### Spring clip

Type	Colour	Ø (MM)	Item number
MR16   LED   PAR16   max. 12W	Black	59	900198B0
MR16   LED   PAR16   max. 12W	Gold	59	900198G0
MR16   LED   PAR16   max. 12W	Silver	59	900198S0
MR16   LED   PAR16   max. 12W	White	59	900198W0

## ELECTRICAL ACCESSORIES

### LED LAMPS

Colour	Item number
Black Texture	W901228B3
Black Texture	W901228B5

## LAMPS

### PAR16 LED Lamp

Type	Colour	Ø·H (MM)	Item number
2700K   >90 CRI   GU10	White	50-60	901228W3
3000K   >90 CRI   GU10	White	50-60	901228W5
2700K   >80 CRI   GU10	Silver	50-60	905227S2
3000K   >80 CRI   GU10	Silver	50-60	905227S4