



PROJECT

TYPE

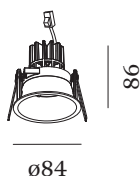
NOTES

QUANTITY

DATE



Round ceiling recessed downlight made from die-cast aluminium; surface Bronze; wet painted, matt smooth; installation without tools using wire springs; suitable for ceiling thickness of 4-38 mm; recessed depth 90 mm; with COB (Chip on Board) technology for maximum efficiency; light colour 2700 K; binning initial MacAdam ≤ 2 SDCM; CRI ≥ 90 ; beam angle 34°; degree of protection IP20; Class 3; driver not included; light source replaceable by Wever & Ducré or by a professional with explicit authorization;



GENERAL

Ceiling
Recessed
Bronze
IP20
Interior
CIE flux code: 98 100 100 100 100

LED

2700 K
CRI ≥ 90
L80 / 55000h
initial MacAdam ≤ 2 SDCM

OPTICAL

Standard
beam angle 34°

ELECTRICAL

excl. driver
17 V
inset 8.8 6.0 W
Class 3

PHYSICAL

diameter 84 mm
height 86 mm
0.17 kg
wire springs

CUTOUT

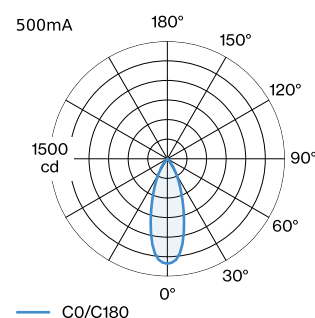
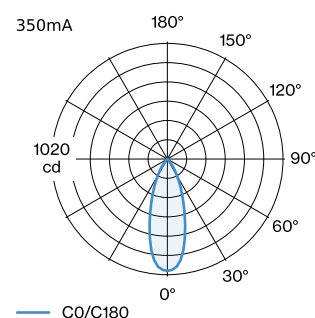
diameter 76-79 mm
min. ceiling thickness 4 mm
max. ceiling thickness 38 mm
recessed depth 90 mm

MEASURED DRIVERS

350mA
455 lm
8.3 W

500mA
615 lm
12.2 W

LIGHT DISTRIBUTION





CONE DIAGRAM

standard 36° 350mA standard 36° 500mA

h (m)	E0° (lx)	ø (m)	h (m)	E0° (lx)	ø (m)
1	987	0.65	1	1340	0.65
2	247	1.29	2	330	1.29
3	110	1.94	3	150	1.94
4	62	2.58	4	80	2.58
5	39	3.23	5	50	3.23

Maintenance Factor

Operating Time [h]	10.000	20.000	30.000	40.000	50.000
LLMF	0.96	0.92	0.89	0.85	0.82
LSF	1	1	1	1	1

MF LMF × RSMF × LLMF × LSF

MF Maintenance Factor

LMF^a Luminaire Maintenance Factor

RSMF^a Room Surface Maintenance Factor

LLMF Lamp Lumens Maintenance Factor

LSF Lamp Survival Factor

^aAccording to "CIE 97, Maintenance of indoor electric lighting systems", 2005, ISBN 3-900-734-34-8. The values must be determined by the planner.

ELECTRICAL ACCESSORIES

Driver

Type	Voltage	L·W·H (MM)	Item number
10W 500mA 11-20V	11-20V	100-43-23	90214405
10W 500mA 13-20V	13-20V	65-39-20	90214406
10W 500mA 3-20V phase-cut dim	3-20V	102-49-29	90224402
10W 500mA 12-21V phase-cut dim	12-21V	115-41-25	90224403
20W 500mA 3-40V DALI	3-40V	116-40-5-22	90244604
24W 500mA 6-49V DALI-2	6-49V	143-43-30	90244701