



PROJECT

TYPE

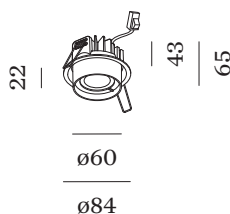
NOTES

QUANTITY

DATE



Round ceiling recessed luminaire made from aluminium; surface Black Matt; powder coated; matt texture; RAL 9011; installation without tools using wire springs; recessed depth 52 mm; suitable for ceiling thickness of 4-25 mm; with COB (Chip on Board) technology for maximum efficiency; light colour 2000 K - 3000 K colour warm dimming; binning initial MacAdam ≤ 3 SDCM; CRI ≥ 90 ; degree of protection IP44; Class 3; driver not included; light source replaceable by Wever & Ducré or by a professional with explicit authorization;



GENERAL

Ceiling
Semi-Recessed
Black Matt
RAL 9011^a
front IP44
back IP20
Interior
CIE flux code: 84 97 100 100 100

OUTPUT

500mA
655 lm
12.5 W

350mA
440 lm
8.4 W

LED

colour warm dimming
2000 K - 3000 K
CRI ≥ 90
L70 / 50000h
initial MacAdam ≤ 3 SDCM

OPTICAL

Standard
beam angle 38°

ELECTRICAL

excl. driver
17 V
inset 6.1 / 9.0 W
Class 3

PHYSICAL

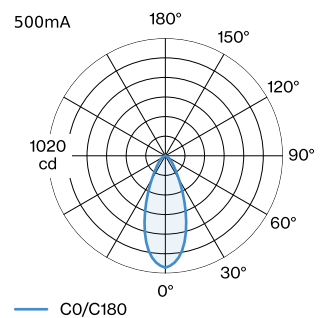
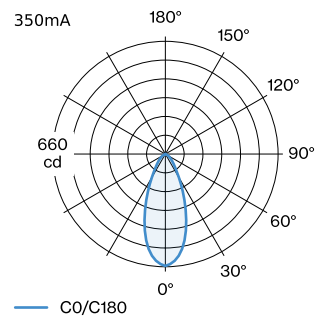
diameter 84 mm
height 67 mm
0.18 kg
wire springs

CUTOUT

diameter 76-79 mm
min. ceiling thickness 4 mm
max. ceiling thickness 25 mm
recessed depth 52 mm

^a Colour may deviate slightly due to production conditions.

LIGHT DISTRIBUTION





CONE DIAGRAM

standard 42° 350mA			standard 42° 500mA		
h (m)	E0° (lx)	ø (m)	h (m)	E0° (lx)	ø (m)
1	655	0.76	1	971	0.76
2	164	1.53	2	243	1.53
3	73	2.29	3	108	2.29
4	41	3.05	4	61	3.05
5	26	3.82	5	39	3.82

Maintenance Factor

Operating Time [h]	10.000	20.000	30.000	40.000	50.000
LLMF	0.95	0.91	0.86	0.82	0.77
LSF	1	1	1	1	1

MF LMF × RSMF × LLMF × LSF

MF Maintenance Factor

LMF^a Luminaire Maintenance Factor

RSMF^a Room Surface Maintenance Factor

LLMF Lamp Lumens Maintenance Factor

LSF Lamp Survival Factor

^aAccording to "CIE 97, Maintenance of indoor electric lighting systems", 2005, ISBN 3-900-734-34-8. The values must be determined by the planner.

ELECTRICAL ACCESSORIES

Driver

Type	Voltage	L·W·H (MM)	Item number
10W 500mA 11-20V	11-20V	100-43-23	90214405
10W 500mA 13-20V	13-20V	65-39-20	90214406
10W 500mA 3-20V phase-cut dim	3-20V	102-49-29	90224402
10W 500mA 12-21V phase-cut dim	12-21V	115-41-25	90224403
20W 500mA 3-40V DALI	3-40V	116-40-5-22	90244604
24W 500mA 6-49V DALI-2	6-49V	143-43-30	90244701