




**PROJECT**

**TYPE**

**NOTES**

**QUANTITY**

**DATE**



Pendant rod suspension made from aluminium; can be cut and adjusted as desired max. 1950 mm; for ceiling surface mounting; surface Black Matt; powder coated, matt texture; RAL 9005; opal PMMA diffuser; PCB 3-step binning; phase-cut dim; light colour 3000 K; binning initial MacAdam  $\leq 3$  SDCM; CRI  $\geq 90$ ; CRI (Colour Rendering Index)  $\geq 90$ ; 220 - 240 V; degree of protection IP20; Class 1; driver included; light source replaceable by Wever & Ducré or by a professional with explicit authorization; control gear replaceable by end-user;

**GENERAL**

Ceiling  
Surface  
Black Matt  
RAL 9005 <sup>a</sup>  
IP20  
Interior  
730 lm  
CIE flux code: 11 35 66 50 100

**LED**

3000 K  
CRI  $\geq 90$   
L80 / 50000h  
initial MacAdam  $\leq 3$  SDCM

**OPTICAL**

Opal

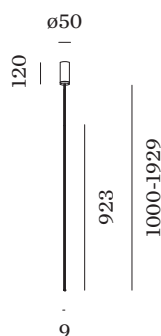
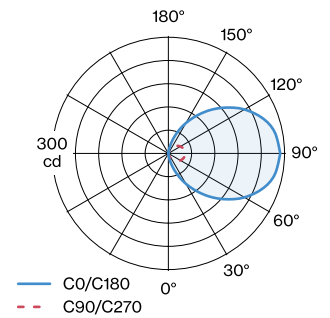
**ELECTRICAL**

phase-cut dim  
220 - 240 V  
system 7.3 W  
Class 1

**PHYSICAL**

diameter 9 mm  
height 1000 mm  
0.43 kg

**LIGHT DISTRIBUTION**



[174284B5] The technical data represent rated values for an ambient temperature of 25°C. The data values for the luminous flux are initially subject to a tolerance of +/- 10%, those for the electrical connected load are initially subject to a tolerance of +/- 10%, and those for the colour temperature are initially subject to a tolerance of +/- 150 K. No liability is assumed for typographical or printing errors. The general terms and conditions of Wever & Ducré BV apply.



## Maintenance Factor

Operating Time [h]	10.000	20.000	30.000	40.000	50.000
LLMF	0.98	0.96	0.94	0.93	0.91
LSF	1	1	1	1	1

MF LMF × RSMF × LLMF × LSF

MF Maintenance Factor

LMF<sup>a</sup> Luminaire Maintenance Factor

RSMF<sup>a</sup> Room Surface Maintenance Factor

LLMF Lamp Lumens Maintenance Factor

LSF Lamp Survival Factor

<sup>a</sup>According to "CIE 97, Maintenance of indoor electric lighting systems", 2005, ISBN 3-900-734-34-8. The values must be determined by the planner.

## MOUNTING ACCESSORIES

### FINLIN Cover Plate Adapter

Type	Colour	Ø·H (MM)	Item number
for concrete housings	Black	100·3	900194B0