



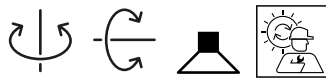
PROJECT _____

TYPE _____

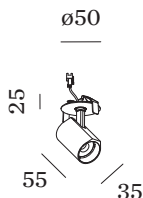
NOTES _____

QUANTITY _____

DATE _____



Ceiling recessed spotlight made from die-cast aluminium with round base; surface Black Matt; powder coated, matt texture; RAL 9011; inner ring black; installation without tools using blade springs; suitable for ceiling thickness of 4-26 mm; recessed depth 85 mm; with COB (Chip on Board) technology for maximum efficiency; light colour 2700 K; ≤ 2 SDCM (initial MacAdam); CRI ≥ 90 ; beam angle 31°; 350° rotatable and 90° tiltable; degree of protection IP20; Class 3; IC rated; driver not included; light source replaceable by Wever & Ducré or by a professional with explicit authorization;



LUMINAIRE

Ceiling _____
 Semi-Recessed _____
 tilt max 90° _____
 rotation 350° _____
 Black Matt _____
 RAL 9011^a _____
 IP20 _____
 IC rated _____
 Interior _____
 500 lm _____

LED Module

2700 K _____
 CRI ≥ 90 _____
 L70 / 55000h _____
 ≤ 2 SDCM (initial MacAdam) _____

Optical

Medium (standard) _____
 beam angle 31° _____
 CIE flux code: 99 100 100 100 _____
 100 _____

Electrical

excl. driver _____
 17 V _____
 Class III _____
 Standard _____

Physical

diameter 35 mm _____
 height 55 mm _____
 0.12 kg _____
 wire springs _____

Cutout

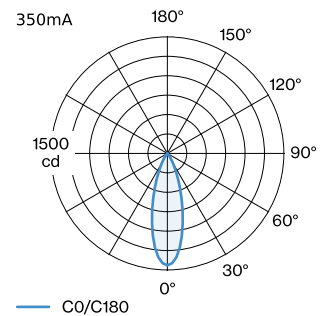
diameter 45-47 mm _____
 min. ceiling thickness 4 mm _____
 max. ceiling thickness 26 mm _____
 recessed depth 85 mm _____

datasheet.quicksum.material

Aluminium _____

^a Colour may deviate slightly due to production conditions

LIGHT DISTRIBUTION




CONE DIAGRAM

medium (standard) 350mA

h (m)	EO° (lx)	ø (m)
1	1440	0.56
2	360	1.12
3	160	1.68
4	90	2.23
5	60	2.79

Maintenance Factor

Operating Time [h]	10.000	20.000	30.000	40.000	50.000
LLMF	0.92	0.87	0.83	0.79	0.75
LSF	1	1	1	1	1

 MF $LMF \times RSMF \times LLMF \times LSF$

MF Maintenance Factor

 LMF^a Luminaire Maintenance Factor

 RSMF^a Room Surface Maintenance Factor

LLMF Lamp Lumens Maintenance Factor

LSF Lamp Survival Factor

^aAccording to "CIE 97, Maintenance of indoor electric lighting systems", 2005, ISBN 3-900-734-34-8. The values must be determined by the planner.

ELECTRICAL ACCESSORIES
Driver

Type	Colour	Voltage	L·W·H (MM)	Item number
6W 350mA 8.6-18V		8.6-18V	67·39·22	90213303
10W 350mA 13-26V phase-cut dim		13-26V	115·41·25	90223406
14W 350mA 10-40V DALI-2 push dim		10-40V	166·29·21	90243502

OPTICAL ACCESSORIES
Honeycomb Louver

Type	Colour	Voltage	Ø (MM)	Item number
BLIEK petit CENO LECA PIRRO QITO	Black		29	915230B0