



**PROJECT**

---

**TYPE**

---

**NOTES**

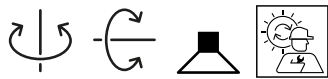
---

**QUANTITY**

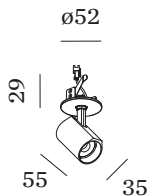
---

**DATE**

---



Ceiling recessed spotlight made from die-cast aluminium with round base; surface Black Matt + Champagne; powder coated; matt texture + wet painted; smooth semi glossy; No matching RAL; inner ring black; installation without tools using blade springs; recessed depth 85 mm; with COB (Chip on Board) technology for maximum efficiency; light colour 2700 K;  $\leq 2$  SDCM (initial MacAdam); CRI  $\geq 90$ ; beam angle 31°; 350° rotatable and 90° tiltable; degree of protection IP20; Class 3; IC rated; driver not included; light source replaceable by Wever & Ducré or by a professional with explicit authorization;



**LUMINAIRE**

Ceiling  
Semi-Recessed  
tilt max 90 °  
rotation 350 °  
Black Matt + Champagne  
No matching RAL  
IP20  
IC rated  
Interior  
500 lm

**LED Module**

2700 K  
CRI  $\geq 90$   
L70 / 55000h  
 $\leq 2$  SDCM (initial MacAdam)

**Optical**

Medium (standard)  
beam angle 31°  
CIE flux code: 99 100 100 100  
100

**Electrical**

excl. driver  
17 V  
Class III  
Standard

**Physical**

diameter 35 mm  
height 55 mm  
0.12 kg  
blade springs

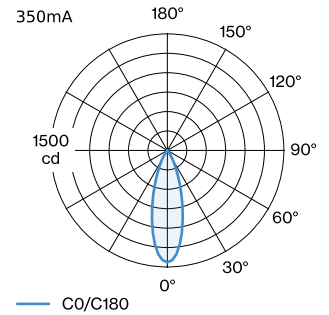
**Cutout**

diameter 46-48 mm  
min. ceiling thickness 8 mm  
recessed depth 85 mm

**datasheet.quicksum.material**

Aluminium

**LIGHT DISTRIBUTION**




**CONE DIAGRAM**

medium (standard) 350mA

h (m)	E0° (lx)	ø (m)
1	1440	0.56
2	360	1.12
3	160	1.68
4	90	2.23
5	60	2.79

**Maintenance Factor**

Operating Time [h]	10.000	20.000	30.000	40.000	50.000
LLMF	0.92	0.87	0.83	0.79	0.75
LSF	1	1	1	1	1

 MF  $LMF \times RSMF \times LLMF \times LSF$ 

MF Maintenance Factor

 LMF<sup>a</sup> Luminaire Maintenance Factor

 RSMF<sup>a</sup> Room Surface Maintenance Factor

LLMF Lamp Lumens Maintenance Factor

LSF Lamp Survival Factor

<sup>a</sup>According to "CIE 97, Maintenance of indoor electric lighting systems", 2005, ISBN 3-900-734-34-8. The values must be determined by the planner.

**ELECTRICAL ACCESSORIES**
**Driver**

Type	Colour	Voltage	L·W·H (MM)	Item number
6W   350mA   8.6-18V		8.6-18V	67-39-22	90213303
10W   350mA   13-26V   phase-cut dim		13-26V	115-41-25	90223406
14W   350mA   10-40V   DALI-2 push dim		10-40V	166-29-21	90243502

**OPTICAL ACCESSORIES**
**Honeycomb Louver**

Type	Colour	Voltage	Ø (MM)	Item number
BLIEK petit   CENO   LECA   PIRRO   QITO	Black		29	915230B0