



PROJECT

TYPE

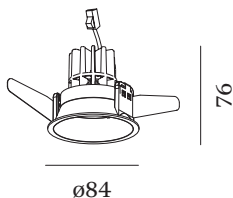
NOTES

QUANTITY

DATE



Round ceiling recessed downlight made from die-cast aluminium; surface Black Matt; powder coated, matt texture; RAL 9011; installation without tools using blade springs; suitable for ceiling thickness of min. 10 mm; recessed depth 90 mm; with COB (Chip on Board) technology for maximum efficiency; light colour 3000 K; binning initial MacAdam ≤ 2 SDCM; CRI ≥ 90 ; beam angle 56°; degree of protection IP20; Class 3; driver not included; light source replaceable by Wever & Ducré or by a professional with explicit authorization;



GENERAL

Ceiling
Recessed
Black Matt
RAL 9011^a
IP20
Interior
CIE flux code: 89 99 100 100 100

OUTPUT

350mA
700 lm
8.3 W

500mA
940 lm
12.2 W

LED

3000 K
CRI ≥ 90
L80 / 55000h
initial MacAdam ≤ 2 SDCM

OPTICAL

Wide
beam angle 56°

ELECTRICAL

excl. driver
17 V
inset 6.0 / 8.8 W
Class 3

PHYSICAL

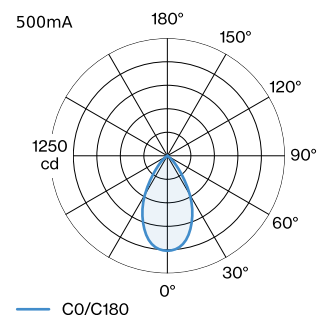
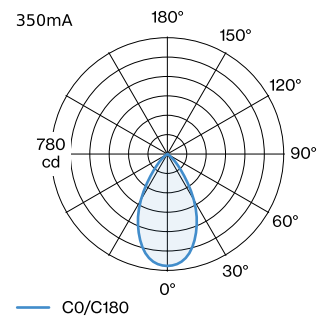
diameter 84 mm
height 76 mm
0.15 kg
blade springs

CUTOUT

diameter 76-79 mm
min. ceiling thickness 10 mm
recessed depth 90 mm

^a Colour may deviate slightly due to production conditions.

LIGHT DISTRIBUTION





CONE DIAGRAM

wide 58° 350mA			wide 58° 500mA		
h (m)	E0° (lx)	ø (m)	h (m)	E0° (lx)	ø (m)
1	750	1.11	1	1010	1.11
2	188	2.23	2	250	2.23
3	83	3.34	3	110	3.34
4	47	4.46	4	60	4.46
5	30	5.57	5	40	5.57

Maintenance Factor

Operating Time [h]	10.000	20.000	30.000	40.000	50.000
LLMF	0.96	0.92	0.88	0.85	0.81
LSF	1	1	1	1	1

MF LMF × RSMF × LLMF × LSF

MF Maintenance Factor

LMF^a Luminaire Maintenance Factor

RSMF^a Room Surface Maintenance Factor

LLMF Lamp Lumens Maintenance Factor

LSF Lamp Survival Factor

^aAccording to "CIE 97, Maintenance of indoor electric lighting systems", 2005, ISBN 3-900-734-34-8. The values must be determined by the planner.

ELECTRICAL ACCESSORIES

Driver

Type	Voltage	L·W·H (MM)	Item number
10W 500mA 11-20V	11-20V	100-43-23	90214405
10W 500mA 13-20V	13-20V	65-39-20	90214406
10W 500mA 3-20V phase-cut dim	3-20V	102-49-29	90224402
10W 500mA 12-21V phase-cut dim	12-21V	115-41-25	90224403
20W 500mA 3-40V DALI	3-40V	116-40-5-22	90244604
24W 500mA 6-49V DALI-2	6-49V	143-43-30	90244701