



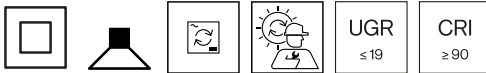
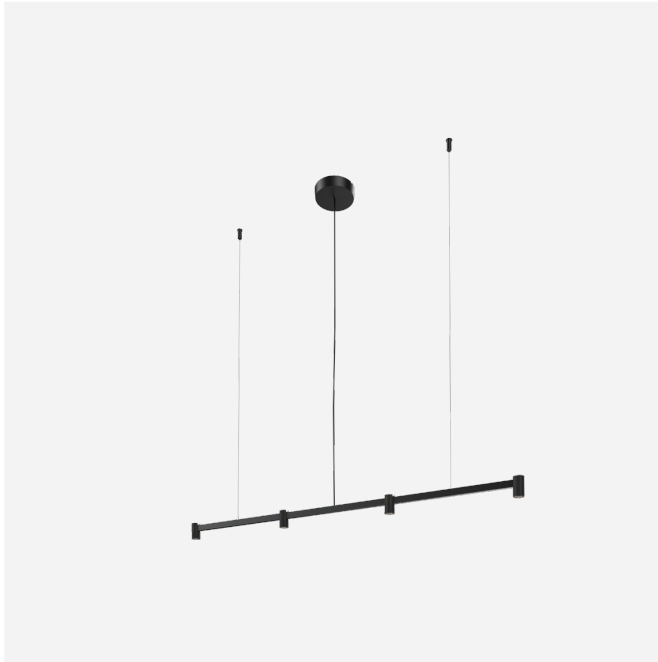
PROJECT

TYPE

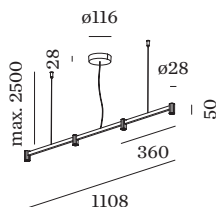
NOTES

QUANTITY

DATE



Ceiling suspended luminaire made from aluminium; with 4 spotlights; inclusive adjustable cable suspension max. 2500mm; surface Black Matt; powder coated, matt texture; RAL 9005; with COB (Chip on Board) technology for maximum efficiency; phase-cut dim; light colour 3000 K; binning initial MacAdam ≤ 2 SDCM; CRI ≥ 90 ; beam angle 30°; 220 - 240 V; degree of protection IP20; Class 2; UGR ≤ 19 ; driver included; light source replaceable by Wever & Ducré or by a professional with explicit authorization; control gear replaceable by end-user;



GENERAL

Ceiling
Suspended
Black Matt
RAL 9005 ^a
IP20
Interior
730 lm
CIE flux code: 95 99 100 100 100

LED

3000 K
CRI ≥ 90
L80 / 50000h
initial MacAdam ≤ 2 SDCM

OPTICAL

Standard
beam angle 30°
UGR < 19

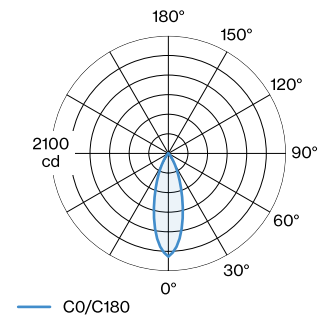
ELECTRICAL

phase-cut dim
220 - 240 V
system 11.4 W
Class 2

PHYSICAL

length 1108 mm
width 28 mm
height 50 mm
0.64 kg

LIGHT DISTRIBUTION



^a Colour may deviate slightly due to production conditions.


Maintenance Factor

Operating Time [h]	10.000	20.000	30.000	40.000	50.000
LLMF	0.96	0.92	0.88	0.84	0.81
LSF	1	1	1	1	1

MF	$LMF \times RSMF \times LLMF \times LSF$	RSMF ^a	Room Surface Maintenance Factor
MF	Maintenance Factor	LLMF	Lamp Lumens Maintenance Factor
LMF ^a	Luminaire Maintenance Factor	LSF	Lamp Survival Factor

^aAccording to "CIE 97, Maintenance of indoor electric lighting systems", 2005, ISBN 3-900-734-34-8. The values must be determined by the planner.