




PROJECT

TYPE

NOTES

QUANTITY

DATE



Pendant rod suspension made from aluminium; inclusive adjustable cable suspension max. 2500mm; surface Black Matt; powder coated, matt texture; RAL 9005; opal PMMA diffuser; PCB 3-step binning; phase-cut dim; light colour 3000 K; binning initial MacAdam ≤ 3 SDCM; CRI ≥ 90 ; CRI (Colour Rendering Index) ≥ 90 ; 220 - 240 V; degree of protection IP20; Class 1; driver included; light source replaceable by Wever & Ducré or by a professional with explicit authorization; control gear replaceable by end-user;

GENERAL

Ceiling
Suspended
Black Matt
RAL 9005 ^a
IP20
Interior
485 lm
CIE flux code: 11 35 66 50 100

LED

3000 K
CRI ≥ 90
L80 / 50000h
initial MacAdam ≤ 3 SDCM

OPTICAL

Opal

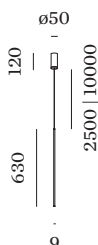
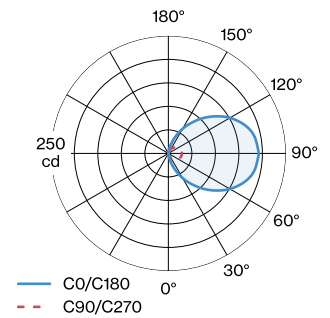
ELECTRICAL

phase-cut dim
220 - 240 V
system 4.9 W
Class 1

PHYSICAL

diameter 9 mm
height 630 mm
0.32 kg
cable length 2500 mm

LIGHT DISTRIBUTION



[270184B5] The technical data represent rated values for an ambient temperature of 25°C. The data values for the luminous flux are initially subject to a tolerance of +/- 10%, those for the electrical connected load are initially subject to a tolerance of +/- 10%, and those for the colour temperature are initially subject to a tolerance of +/- 150 K. No liability is assumed for typographical or printing errors. The general terms and conditions of Wever & Ducré BV apply.



Maintenance Factor

Operating Time [h]	10.000	20.000	30.000	40.000	50.000
LLMF	0.98	0.96	0.94	0.93	0.91
LSF	1	1	1	1	1

MF LMF × RSMF × LLMF × LSF

MF Maintenance Factor

LMF^a Luminaire Maintenance Factor

RSMF^a Room Surface Maintenance Factor

LLMF Lamp Lumens Maintenance Factor

LSF Lamp Survival Factor

^aAccording to "CIE 97, Maintenance of indoor electric lighting systems", 2005, ISBN 3-900-734-34-8. The values must be determined by the planner.

MOUNTING ACCESSORIES

FINLIN Cover Plate Adapter

Type	Colour	Ø·H (MM)	Item number
for concrete housings	Black	100·3	900194B0