




**PROJECT**

**TYPE**

**NOTES**

**QUANTITY**

**DATE**



Disc shaped wall surface luminaire made from aluminium; Gold wet painted; brushed; PCB 3-step binning; phase-cut dim; light colour 3000 K; binning initial MacAdam  $\leq 3$  SDCM; CRI  $\geq 90$ ; 220 - 240 V; degree of protection IP20; Class 2; light source replaceable by Wever & Ducré or by a professional with explicit authorization;

**GENERAL**

Wall  
Surface  
Gold  
IP20  
Interior  
420 lm  
CIE flux code: 0 2 28 22 100

**LED**

3000 K  
CRI  $\geq 90$   
L80 / 70000 h  
initial MacAdam  $\leq 3$  SDCM

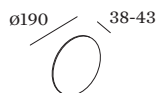
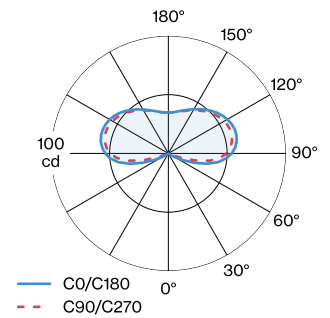
**ELECTRICAL**

phase-cut dim  
220 - 240 V  
system 8.5 W  
Class 2

**PHYSICAL**

diameter 190 mm  
height 38 mm  
0.7 kg

**LIGHT DISTRIBUTION**




**Maintenance Factor**

Operating Time [h]	10.000	20.000	30.000	40.000	50.000
LLMF	0.98	0.95	0.92	0.89	0.86
LSF	1	1	1	1	1

MF	$LMF \times RSMF \times LLMF \times LSF$	RSMF <sup>a</sup>	Room Surface Maintenance Factor
MF	Maintenance Factor	LLMF	Lamp Lumens Maintenance Factor
LMF <sup>a</sup>	Luminaire Maintenance Factor	LSF	Lamp Survival Factor

<sup>a</sup>According to "CIE 97, Maintenance of indoor electric lighting systems", 2005, ISBN 3-900-734-34-8. The values must be determined by the planner.