



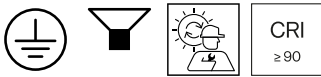
PROJECT _____

TYPE _____

NOTES _____

QUANTITY _____

DATE _____



Wall surface luminaire made from die-cast aluminium; surface Gold + Black Matt; powder coated; matt texture; RAL 9005; opal PC cover; PCB 3-step binning; phase-cut dim; light colour 2700 K; binning initial MacAdam ≤ 3 SDCM; CRI ≥ 90; 220 - 240 V; degree of protection IP20; Class 1; driver included; light source replaceable by Wever & Ducré or by a professional with explicit authorization;

GENERAL

Wall _____
 Surface _____
 Gold + Black Matt _____
 RAL 9005 ^a _____
 IP20 _____
 Interior _____
 1830 lm _____
 CIE flux code: 19 33 44 0 100 _____

LED

2700 K _____
 CRI ≥ 90 _____
 L80 / 50000h _____
 initial MacAdam ≤ 3 SDCM _____

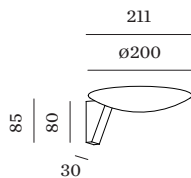
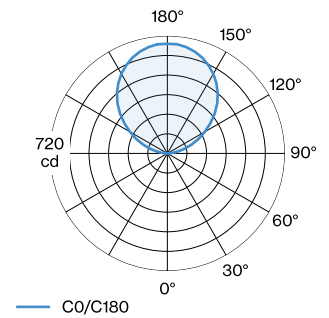
ELECTRICAL

phase-cut dim _____
 220 - 240 V _____
 system 24.3 W _____
 Class 1 _____

PHYSICAL

diameter 211 mm _____
 height 85 mm _____
 0.42 kg _____

LIGHT DISTRIBUTION



^a Colour may deviate slightly due to production conditions.