




## PROJECT

## TYPE

## NOTES

## QUANTITY

## DATE



Wall surface luminaire made from die-cast aluminium; surface Black Matt + Champagne; powder coated; matt texture + wet painted; smooth semi glossy; up and down light emission; with COB (Chip on Board) technology for maximum efficiency; phase-cut dim; light colour 3000 K; binning initial MacAdam  $\leq 2$  SDCM; CRI  $\geq 90$ ; beam angle  $31^\circ$ ; degree of protection IP20; Class 1; driver included; optional honeycomb louver available, to reduce glare; light source replaceable by Wever & Ducré or by a professional with explicit authorization; control gear replaceable by end-user;

## GENERAL

Wall  
Surface  
Black Matt + Champagne  
IP20  
Interior  
indirect 270 lm  
direct 275 lm  
total 545 lm  
CIE flux code: 98 100 100 50 100

## LED

3000 K  
CRI  $\geq 90$   
L70 / 55000h  
initial MacAdam  $\leq 2$  SDCM

## OPTICAL

Standard  
beam angle  $31^\circ$   
UGR  $< 13$   
 $\geq 65^\circ < 1500 \text{ cd/m}^2$

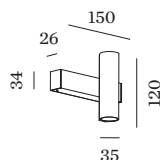
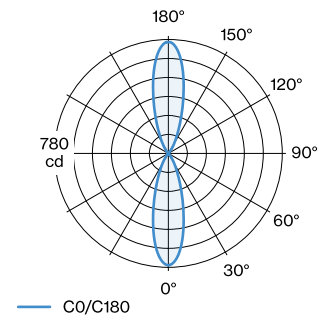
## ELECTRICAL

phase-cut dim  
220 - 240 V  
system 7.7 W  
Class 1

## PHYSICAL

diameter 35 mm  
height 120 mm  
0.28 kg

## LIGHT DISTRIBUTION



376264CH5



## OPTICAL ACCESSORIES

### Honeycomb Louver

#### Type

BLIEK PETIT | CENO | LECA | PIRRO

#### Colour

Black

#### Ø (MM)

29

#### Item number

90051131