



**PROJECT**

---

**TYPE**

---

**NOTES**

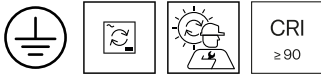

---

**QUANTITY**

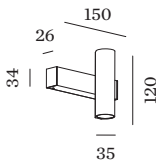
---

**DATE**

---



Wall surface luminaire made from die-cast aluminium; surface Bronze; wet painted, matt smooth; up and down light emission; with COB (Chip on Board) technology for maximum efficiency; phase-cut dim; light colour 2700 K; binning initial MacAdam  $\leq 2$  SDCM; CRI  $\geq 90$ ; beam angle 31°; degree of protection IP20; Class 1; driver included; optional honeycomb louver available, to reduce glare; light source replaceable by Wever & Ducré or by a professional with explicit authorization; control gear replaceable by end-user;



**GENERAL**

Wall  
 Surface  
 Bronze  
 IP20  
 Interior  
 indirect 260 lm  
 direct 260 lm  
 total 520 lm  
 CIE flux code: 98 100 100 50 100

**LED**

2700 K  
 CRI  $\geq 90$   
 L70 / 55000h  
 initial MacAdam  $\leq 2$  SDCM

**OPTICAL**

Standard  
 beam angle 31°  
 UGR < 13  
 $\geq 65^\circ < 1500 \text{ cd/m}^2$

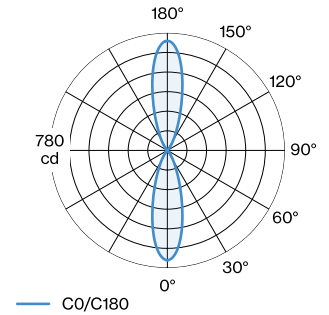
**ELECTRICAL**

phase-cut dim  
 220 - 240 V  
 system 7.7 W  
 Class 1

**PHYSICAL**

diameter 35 mm  
 height 120 mm  
 0.28 kg

**LIGHT DISTRIBUTION**



376264Q3



**OPTICAL ACCESSORIES**

**Honeycomb Louver**

**Type**

BLIEK PETIT | CENO | LECA | PIRRO

**Colour**

Black

**Ø (MM)**

29

**Item number**

90051131