




PROJECT

TYPE

NOTES

QUANTITY

DATE



Wall surface luminaire made from die-cast aluminium; surface Bronze; wet painted, matt smooth; up and down light emission; with COB (Chip on Board) technology for maximum efficiency; phase-cut dim; light colour 3000 K; binning initial MacAdam ≤ 2 SDCM; CRI ≥ 90 ; beam angle 31° ; degree of protection IP20; Class 1; driver included; optional honeycomb louver available, to reduce glare; light source replaceable by Wever & Ducré or by a professional with explicit authorization; control gear replaceable by end-user;

GENERAL

Wall
Surface
Bronze
IP20
Interior
indirect 270 lm
direct 275 lm
total 545 lm
CIE flux code: 98 100 100 50 100

LED

3000 K
CRI ≥ 90
L70 / 55000h
initial MacAdam ≤ 2 SDCM

OPTICAL

Standard
beam angle 31°
UGR < 13
 $\geq 65^\circ < 1500 \text{ cd/m}^2$

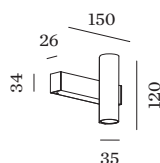
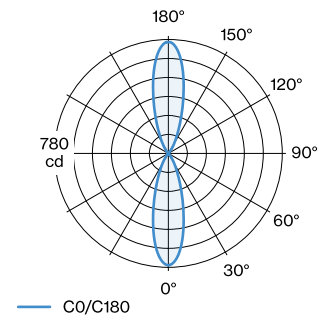
ELECTRICAL

phase-cut dim
220 - 240 V
system 7.7 W
Class 1

PHYSICAL

diameter 35 mm
height 120 mm
0.28 kg

LIGHT DISTRIBUTION





OPTICAL ACCESSORIES

Honeycomb Louver

Type

BLIEK PETIT | CENO | LECA | PIRRO

Colour

Black

Ø (MM)

29

Item number

90051131