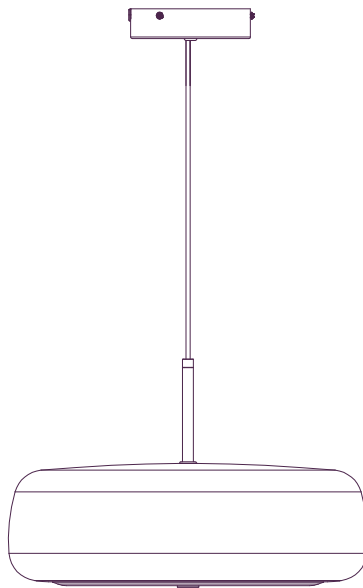





Fluire

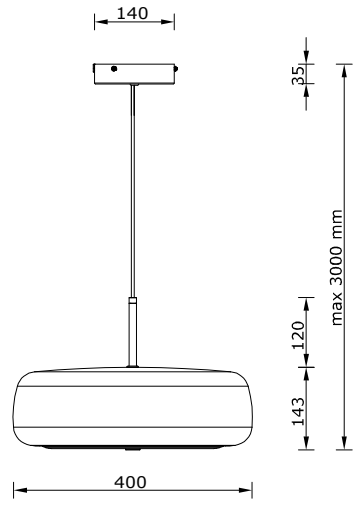
Oliver Schick
Version 8 - 27/6/2022



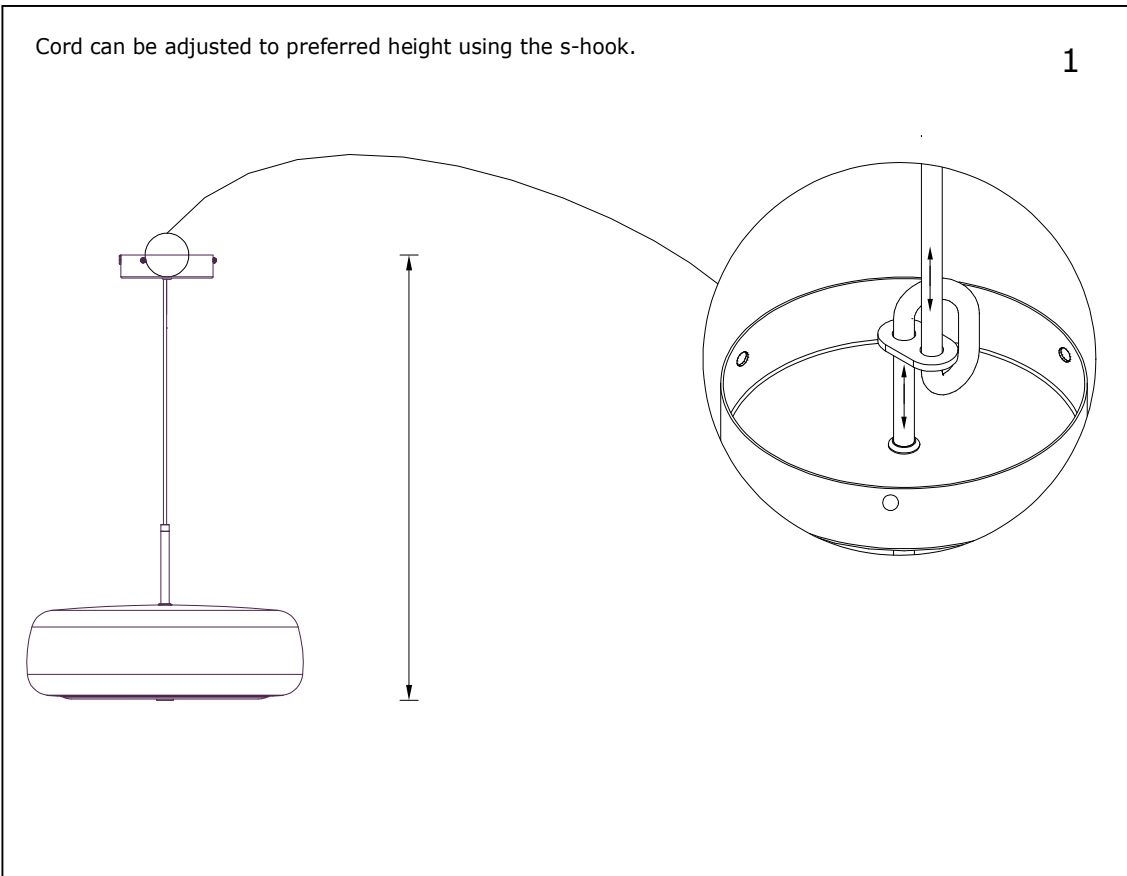
Please be aware that the glass shade of the Fluire lamp is mouth-blown. This means that shade can have small imperfections such as small bubbles and the shape of the shade might not be 100% symmetrical.

Due to the mouth-blowing technique the shade can be heavier in one side than the other. To make sure the lamp will be leveled when mounted in the ceiling each individual shade has been balanced from the factory. Therefore, small counterweights have been glued to inside of the glass shade. It might be necessary to turn the shade a little from one side to the other to do final adjustment. This should be done after the lamp have been fully mounted to the ceiling.

A	 M4x10mm	=3	B		=1
C		=1			

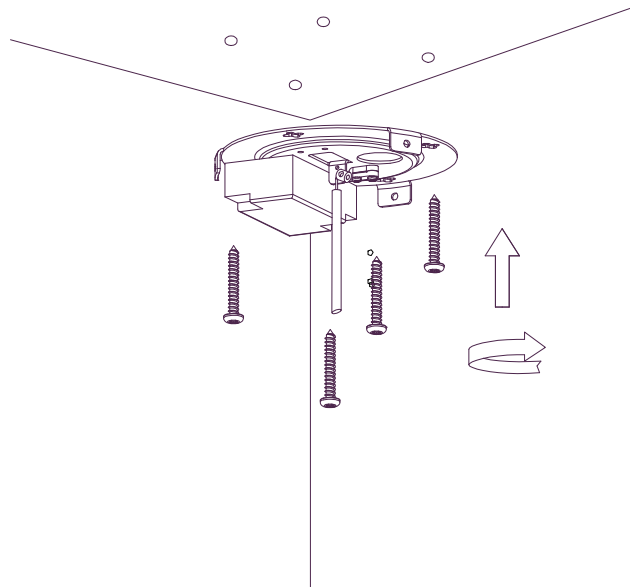


Attention: Handle with care when mounting as the shade is fragile.

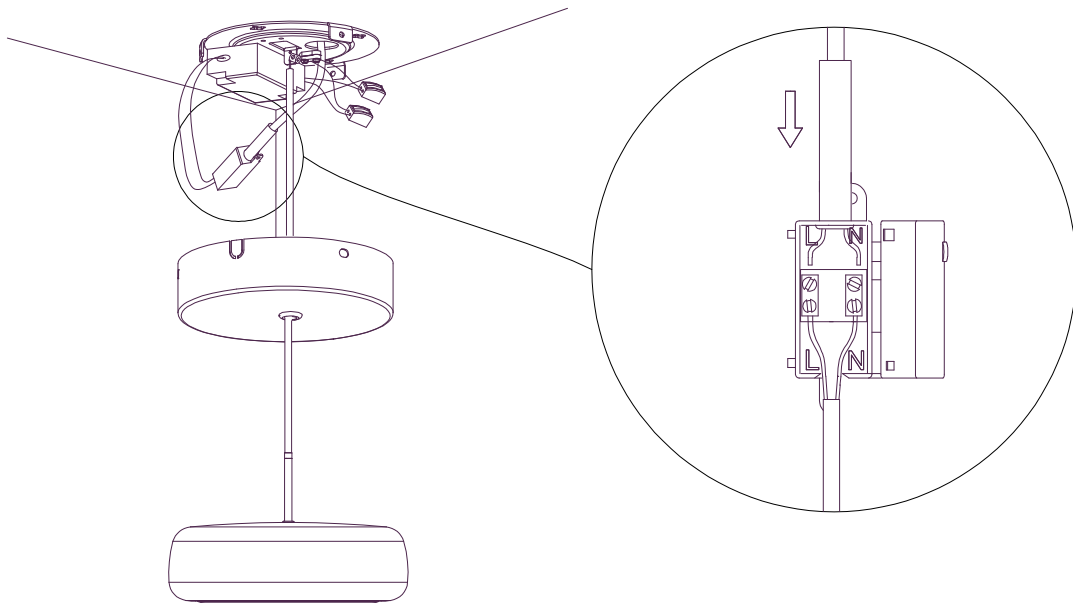


Use the appropriate plugs and screws,
depending on your type of ceiling.

2

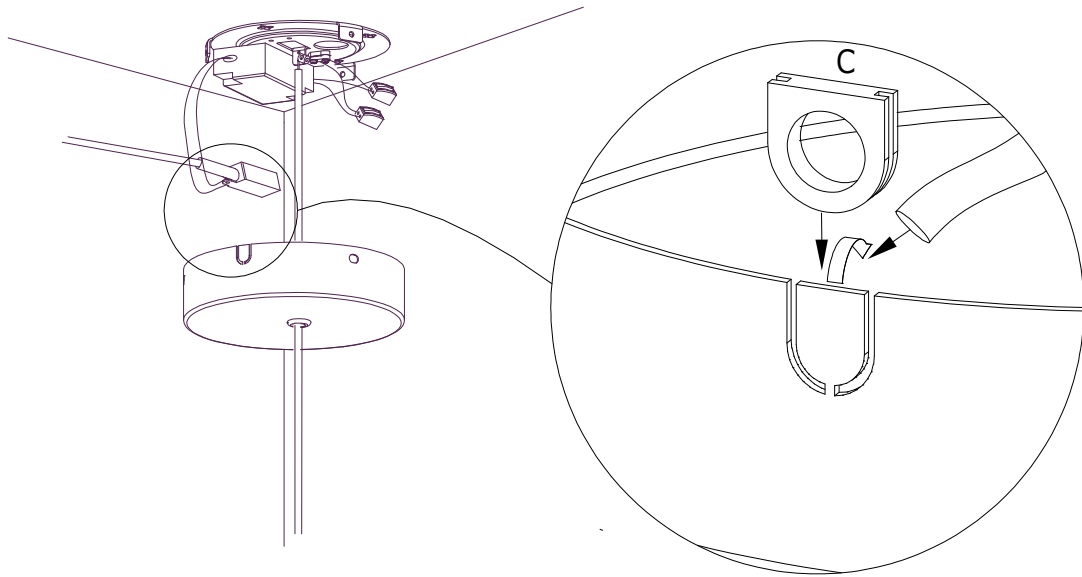


3

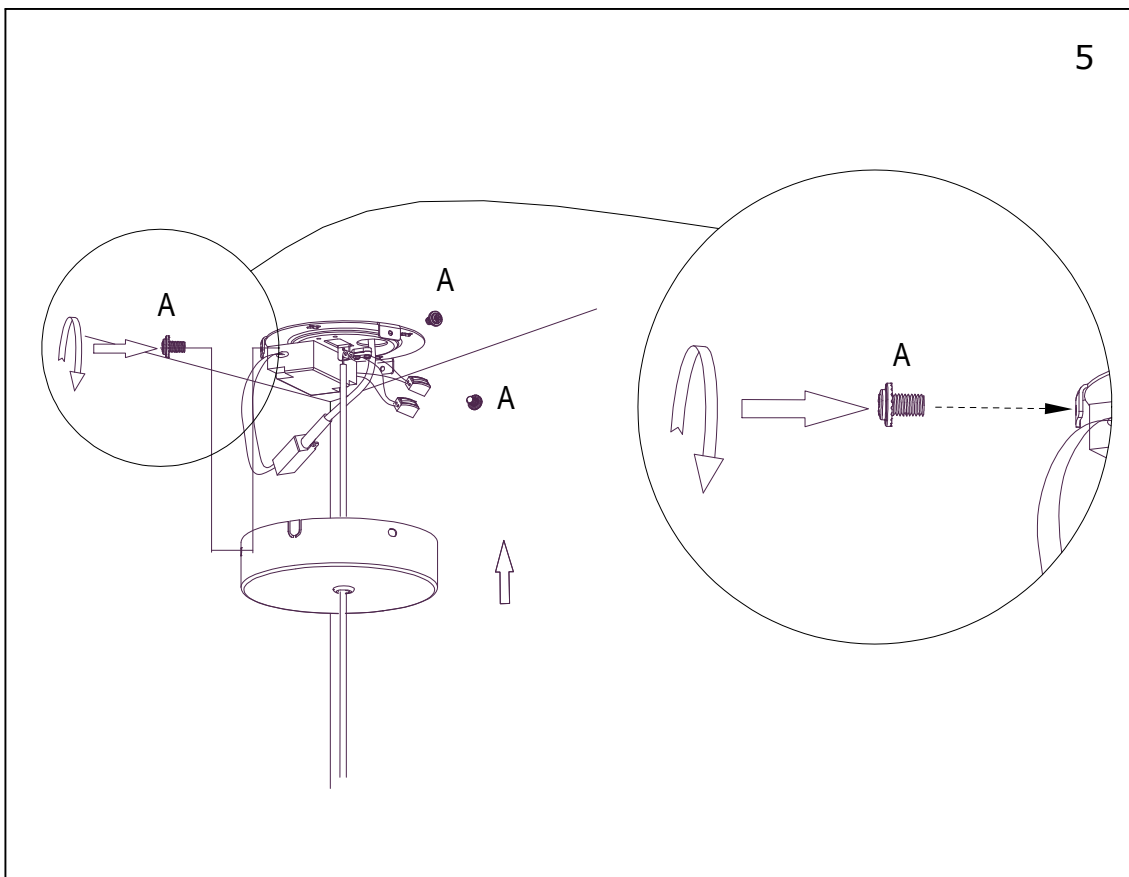


Use the included cord protector "C" when needed.

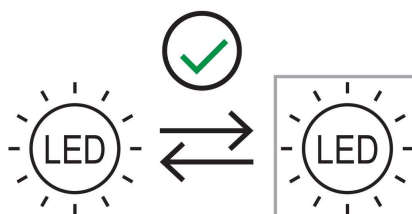
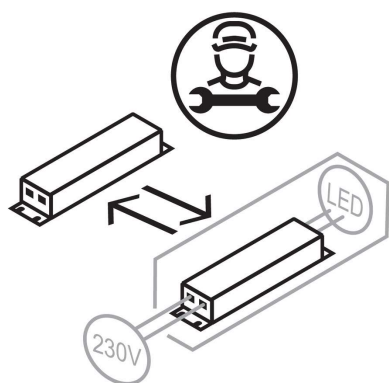
4



5



DK - Dette produkt indeholder en lyskilde i energieffektivitetsklasse A.
EN - This product contains a light source of energy efficiency class A.
FR - Ce produit contient une source lumineuse de classe d'efficacité énergétique A.
ES - Este producto contiene una fuente luminosa de la clase de eficiencia energética A.
DE - Dieses Produkt enthält eine Lichtquelle der Energieeffizienzklasse A.



pendants class II

DK - SIKKERHEDSFORANSTALTNINGER Hvis lampens udvendige ledning bliver beskadiget skal der, for at undgå en farlig situation, rettes henvendelse til producenten, service agenten eller anden lignende kvalificeret person for udskiftning af denne.

UK - SAFETY PRECAUTIONS If the external flexible cable or cord of this luminaire is damaged, it shall be exclusively replaced by the manufacturer or his service agent or a similar qualified person in order to avoid a hazard.

F - PRÉCAUTIONS DE SÉCURITÉ Si le câble ou le cordon flexible externe de ce luminaire est endommagé, il doit être remplacé exclusivement par le fabricant, son agent de service ou une personne qualifiée similaire afin d'éviter tout danger.

E - MEDIDAS DE SEGURIDAD Si el cable externo o cordón de esta luminaria es dañado, deberá ser reemplazado exclusivamente por el fabricante, su agente comercial o persona cualificada similar para evitar cualquier peligro.

D - SICHERHEITSVORKEHRUNGEN Wenn das äußere flexible Kabel oder die Schnur dieser Leuchte beschädigt ist, darf nur der Hersteller oder sein Kundendienst oder eine ähnlich qualifizierte Person das Kabel ersetzen, um eine Gefährdung zu vermeiden.

How to replace the LED plate:

