


**POSSIBLE  
FINISHES:**



OW  
Off White




BRUN  
Brick



MIROIR  
Mirror polished steel



BRUT  
Brushed steel



Wood Frame  
Mahogany Veneered  
wood



**TECHNICAL  
SPECIFICATIONS:**

Materials:  
Lacquered steel and paper  
Magnetic paper diffusers included

Dimensions:

Height: 420mm  
Width: 280mm  
Depth: 103mm

Weight: 1 kg

**ELECTRICAL  
COMPONENTS:**

CE certified components

Socket: E14

Bulb: Provided bulb. Non dimmeable

LED: Power 12W

Voltage: 220-240 V

**LIGHTING  
SPECIFICATIONS:**

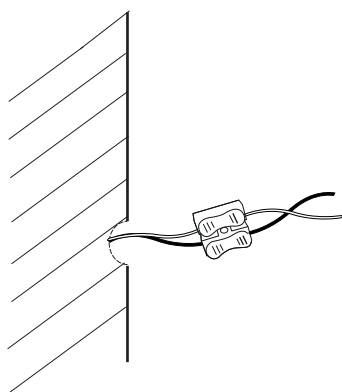
Lumens: 1350 lm

Temperature: 2700K

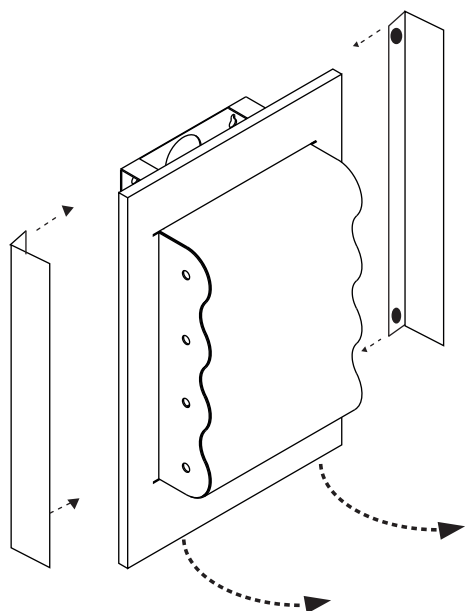
Rated life: 30.000 hours

**HARDWIRED VERSION:**

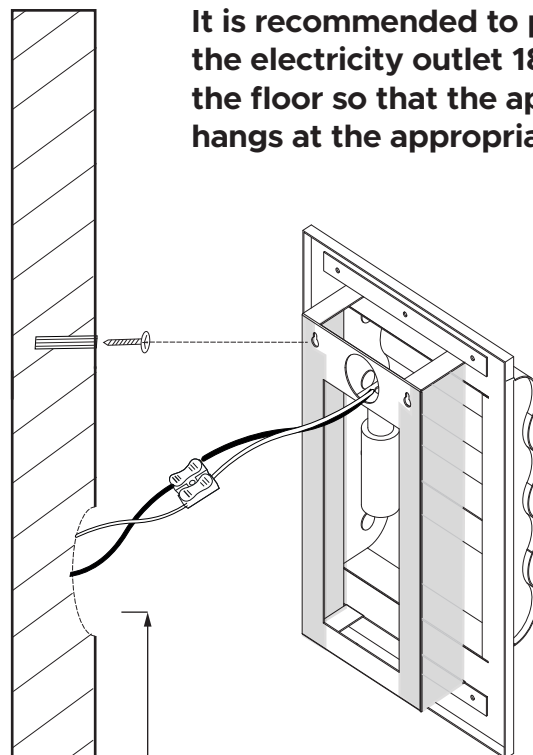
- 1 - Identify the electrical wires from your wall.
- 2 - Strip about 6 mm of insulation from the wire ends.
- 3 - Fix the screws placing these side by side with 11.2cm between them.
- 4 - Connect the 2 wall wires with 2 sounce wires, be careful to match colors properly.



- 5 - Hang the sounce from the screws.
- 6 - Lift the frame pulling from the bottom, bringing it off the wall. Place the paper diffusers behind the frame at both sides of the lamp.



**It is recommended to place the electricity outlet 185 cm from the floor so that the appliance hangs at the appropriate height.**



**Clean with a soft dry cotton cloth.**

**SAFETY TIPS:**

If unsure, consult a qualified electrician.

Avoid exposing connections to humidity.

Always double-check connections before restoring power.