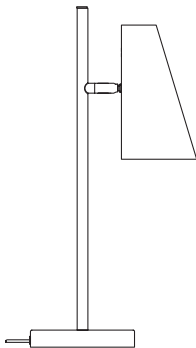


**ASSEMBLY INSTRUCTION**

# Cono

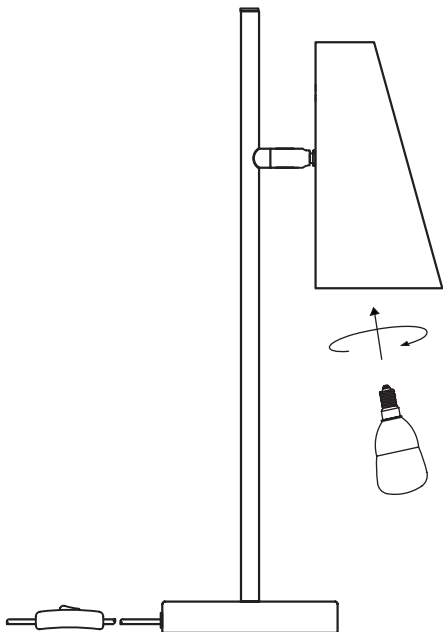
TABLE LAMP



**WOUD**

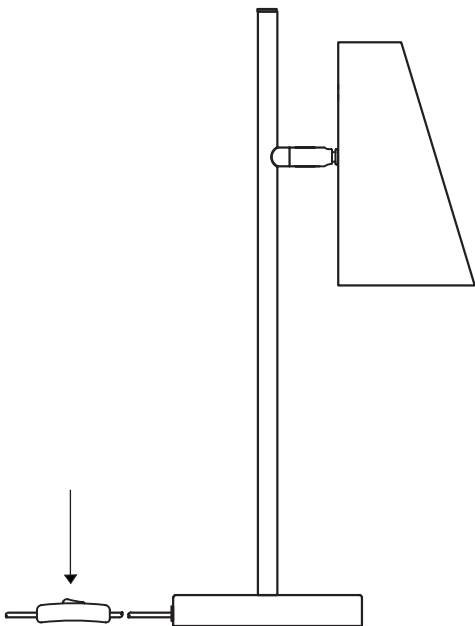
# STEP 1

INSERT A SUITABLE LIGHT BULB IN THE SOCKET.



## STEP 2

PLUG IN THE TABLE LAMP  
TURN IT ON AND ENJOY.



# **SAFETY INSTRUCTIONS**



**IF THE EXTERNAL FLEXIBLE CABLE OR CORD OF THIS LUMINAIRE IS DAMAGED, IT SHALL BE EXCLUSIVELY REPLACED BY THE MANUFACTURER OR SIMILAR QUALIFIED PERSON IN ORDER TO AVOID A HAZARD.**

**THE LAMP IS ONLY INTENDED FOR INTERIOR USE.**

**LAMP EXTERIOR CAN GET HOT AFTER PROLONGED USE.**

**ENSURE BULB HAS FULLY COOLED BEFORE ATTEMPTING TO REMOVE IT.**

**PROTECT FROM CONTACT WITH LIQUIDS.**

**DO NOT PLACE THE CABLE IN REACH OF SMALL CHILDREN OR ANYWHERE THERE IS A RISK OF FALLING OVER IT.**

**WARNING: MUST BE INSTALLED BY A LICENCED ELECTRICIAN.**