

# NJP WALL LAMP

NJP Wall Lamp - 5743163209

The fixture provides direct glare-free horizontal light while reflecting some of the light through the rear of the head, illuminating the top of the arm. The ergonomic design of the fixture head shapes the light and gives optimal light direction. A simple mechanical system provides great freedom of movement, so the light can always be set in the ideal position in the workspace. The shade is painted white on the inside, reflecting comfortable diffused light.



## nendo

In 2002 Oki Sato founded nendo design studio. nendo means 'clay' in Japanese – or more specifically, modelling clay such as plasticine. A unique material that makes it easy to do creative modelling.



**Set location -  
The Qvest**



**Wohnidee suits in Radisson Blu Hotel**

## Product info

### Environmental Product Specification

This product is compliant with the requirements contained in the European Directives, RoHS Directive 2011/65 and 2015/863. This product is designed so that 100% of the product can be disassembled and reused.

### Information

Driver fitted externally on cord. The light has two built-in intensities. The weight includes the wall bracket. Wall mounting depends on selected arm length. This product is fitted with an integrated energy-saving LED light source. Should you wish to replace it, please contact Louis Poulsen so we can help you purchase the correct LED Replacement Kit. Please note that LED-replacement should always be carried out by an authorised electrician.

### Mounting

Cord type: Black or white. Cord length: 3,3m (short arm), 2,3m (Long arm). Switch: On the fixture head. Timer function: 4 hours or 8 hours. LED driver: separate, plugs into power outlet. The light has two built-in intensities.

### Finish

White, Black or Light Aluminium Grey, powder coated.

### Materials

Arms and lamp head: Aluminium. Joints: Anodised Aluminium. Wall bracket: Aluminium.

### Sizes and weights

width x Height x Length (mm) | 150 x 600 x 600 Max 1.0 kg | 150 x 200 x 300 Max 0.7 kg | 149 x 814 x 509 Max 1.7 kg | 149 x 219 x 296 Max 1.0 kg

### Class

Ingress protection IP20. Electric shock protection II w/o ground.

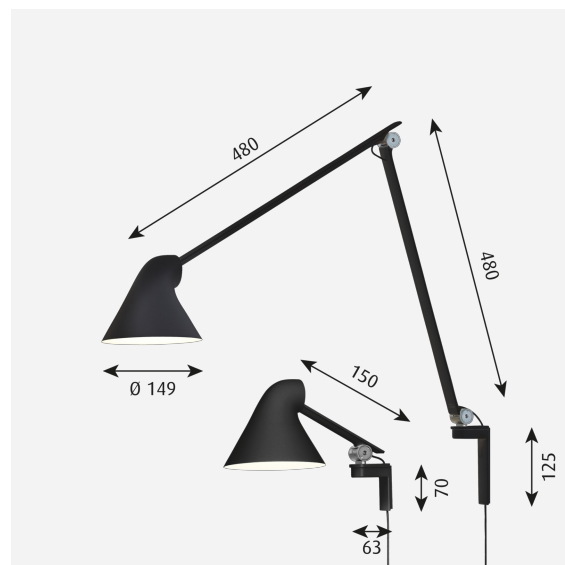
### Light source

LED 3000K 10W

Lumen: 550

### Information

Driver fitted externally on cord. The light has two built-in intensities. The weight includes the wall bracket. Wall mounting depends on selected arm length. This product is fitted with an integrated energy-saving LED light source. Should you wish to replace it, please contact Louis Poulsen so we can help you purchase the correct LED Replacement Kit. Please note that LED-replacement should always be carried out by an authorised electrician.



## Related products



NJP Table Lamp



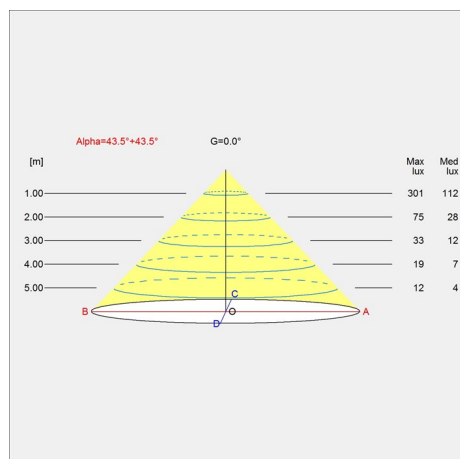
NJP Floor Lamp



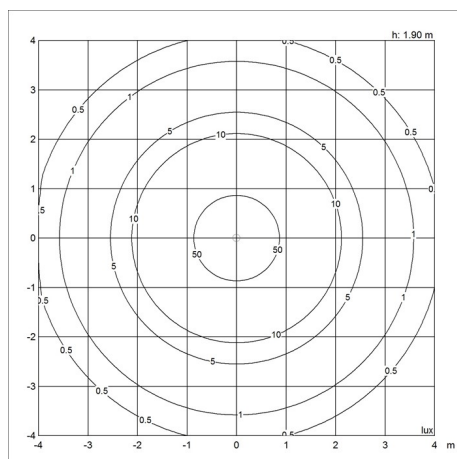
NJP Mini Table Lamp

# Light distribution diagrams

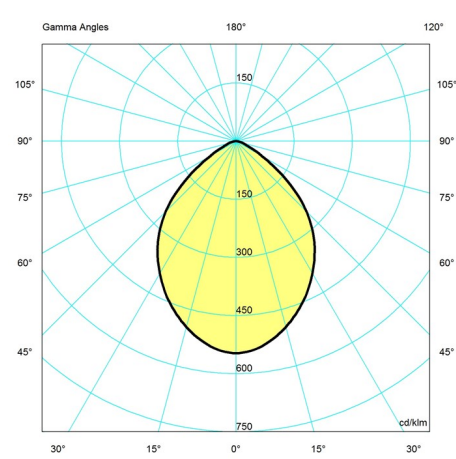
## Cartesian



## Isolux



## Polar



## Spare parts & accessories

| Product                            | Variant number |
|------------------------------------|----------------|
| Adaptor 12V black                  | 5744164867     |
| Adaptor 12V white                  | 5744164870     |
| NJP bushing plast                  | 5744165183     |
| NJP replacement kit LED w/wire 27K | 5744165947     |
| NJP replacement kit LED w/wire 3K  | 5744165976     |
| NJP Wall, Black bracket            | 5743163160     |
| NJP Wall, White bracket            | 5743163173     |
| NJP Wall, Light Grey bracket       | 5743163364     |

## Data specifications

|                 |                            |                                     |           |
|-----------------|----------------------------|-------------------------------------|-----------|
| Colour          | Black (RAL RAL 9011 G: 30) | Length                              | 300       |
| Width           | 150                        | Height                              | 200       |
| Built-in Height | -                          | IP class                            | 20        |
| Class           | II                         | Net Weight                          | 0.7       |
| Standby (W)     | -                          | Power Factor (P = 100 % / P = 50 %) | 0.53/0.46 |

**NJP Wall Lamp**

|                         |                  |
|-------------------------|------------------|
| Inrush Current          | -                |
| Kelvin                  | <b>3000</b>      |
| SDCM                    | <b>3</b>         |
| Watt                    | <b>10</b>        |
| Light control           | -                |
| UGR Transversal / Axial | <b>19.4/19.4</b> |
| Driver life             | -                |

|                    |                      |
|--------------------|----------------------|
| Light source       | <b>LED 3000K 10W</b> |
| CRI                | <b>97</b>            |
| Lumen              | <b>550</b>           |
| Efficacy           | <b>55</b>            |
| Min. Dim Level (%) | <b>50</b>            |
| L80B50 (hours)     | <b>&gt;100.000</b>   |