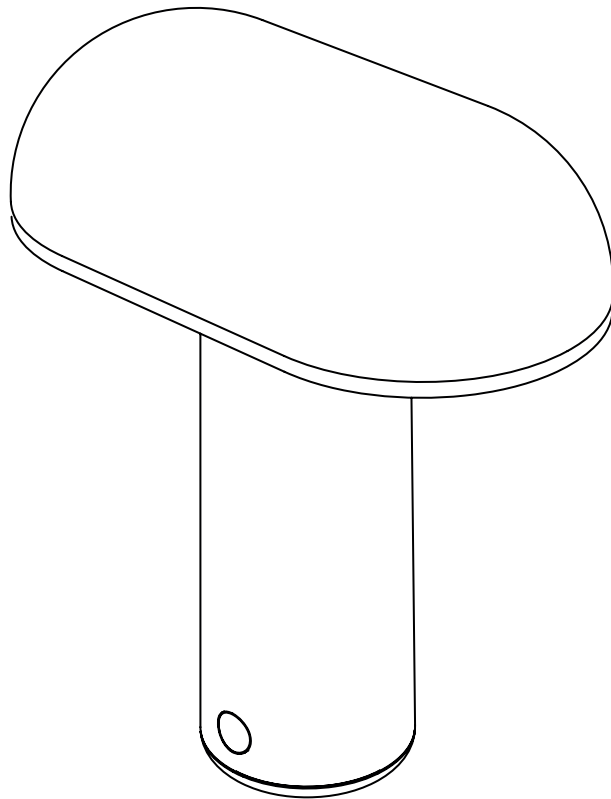


Porta Table Lamp

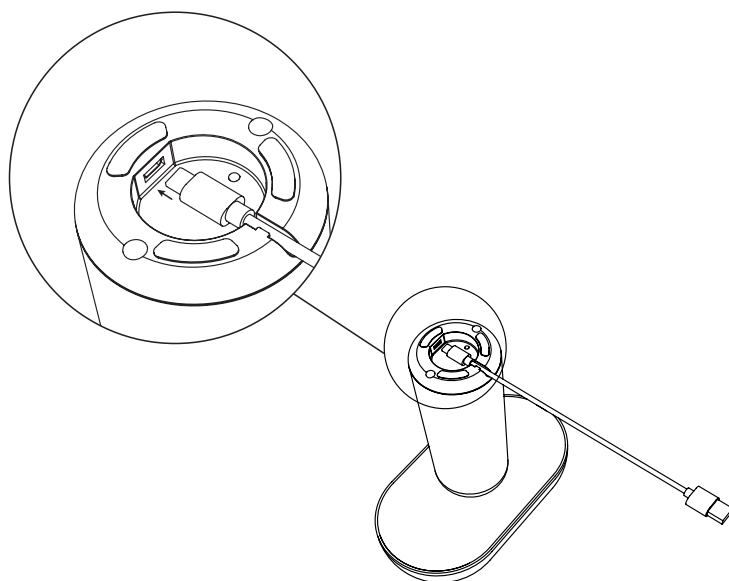
Assembly Instructions



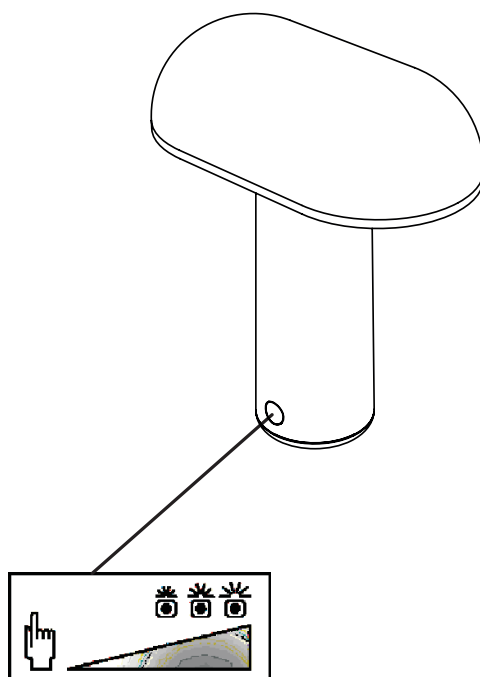
normann

C O P E N H A G E N

1



2



normann

C O P E N H A G E N

3

General instructions

Please note the information contained in these instructions and save this manual.

Safety precautions:

- The manufacturers do not accept responsibility for injuries or defects caused by improper use of this lamp.
- This lamp is for indoors use only. It can be taken outdoors but must be kept and stored indoors.
- This lamp should only be charged indoors.
- This lamp should only be used in environments with temperatures from 0~25 C°.
- The charging time from 0-100% is 11 hours. Please only use a 5.0V USB power supply or a low voltage drive.
- This lamp has 3 light intensity levels: 100%, 40% and 10%.
- The battery life for this lamp is approx. 20 hours at 100% light intensity, approx. 60 hours at 40% light intensity and approx. 120 hours at 10% light intensity.
- The battery used for this lamp is a 3.7V 6000mAh battery.
- The light source of this luminaire is not replaceable; when the light source reaches its end of life the whole luminaire shall be replaced.
- Please dispose of plastic bag from packaging and do not allow children to play with it.
- Keep product well out of children's reach.
- Don't switch the lamp on when it's in the packaging.
- If the external flexible cable or cord is damaged, it shall be exclusively replaced by the manufacturer or his service agent or a similar qualified person in order to avoid a hazard.

Maintenance instructions:

- Before cleaning, disconnect the power and allow the lamp to cool down for 10 minutes.
- Mind to clean the surfaces of the lamp only.
- Clean the lamp with a soft dry, cloth only.
- If necessary, wipe the surface of the lamp with a soft, damp sponge or cloth, and wipe immediately with a dry cloth.
- Do not use alcohol or other solvents to clean the product and avoid using abrasive or rough sponges.

Advice for environmental care:

Please don't dispose of this article in normal domestic waste after the end of its lifecycle.

Instead, we advise that you dispose of it according to local environmental laws for waste disposal.

The materials are recyclable according to their specifications. With the correct recycling of these materials, you can make a significant contribution to environmental protection.

The battery must be removed from the lamp and disposed of according to local environmental laws before disposing of the lamp.

CE marking:

By affixing the CE marking to a product, a manufacturer declares that the product meets all the legal requirements for CE marking and can be sold throughout the European Economic Area (EEA).
