


PANTHELLA 160 PORTABLE

Panthella 160 Portable - 5744168070

This portable table lamp emits a glare-free, soft, and comfortable light. The metal shade variants reflects the light downwards and provides pleasant illumination created by the inner white painted shade and the reflection from the trumpet-shaped stem. The opal acrylic variants provides gentle illumination and subtle ambience due to the transparency and the reflection of the downward light on the inner side of the shade.



Verner Panton

Verner Panton (1926-1998) is famous for his inspirational and colorful personality. A unique person with a special sense for color, shape, light function and space. Over the course of his career, Panton introduced a series of modern lamps with personalities unlike any of his Scandinavian contemporaries.



**louis
poulsen**

Product info

Environmental Product Specification

This product is compliant with the requirements contained in the European Directives, RoHS Directive 2011/65 and 2015/863. This product is designed so that 100% of the product can be disassembled and reused.

Information

Please note that Panthella Portable comes with a USB cable but without adapter and Qi charger. Separate USB adapter is available as accessory. Compatible with standard USB adapters (Min 1.5A) and Qi wireless chargers.

Mounting

USB-C cable for standard USB-C adapter (min. 1.5A) or Qi wireless charger. White light indicator on base when charging. Light control: Switch on base. Batteries: 3 x AA NIMH, rechargeable and replaceable. Battery lifetime: 5 hours @ 100%. Step dim, short press: 0%/10%/33%/100%. Function to set a fixed light level.

Finish

Opal acrylic shade in White, Pale Rose or Pale Blue with matching stand. Grey Opal Acrylic shade with high lustre chrome stand. Pale Rose, Pale Blue or Coral, powder coated.

Materials

Shade: Deep drawn steel or injection moulded opal acrylic. Base and housing: Die cast aluminium

Sizes and weights

Width x Height x Length (mm) | 160 x 232 x 160 Max 0.4 kg | 160 x 238 x 160 Max 0.4 kg

Class

Ingress protection IP44. Electric shock protection III.

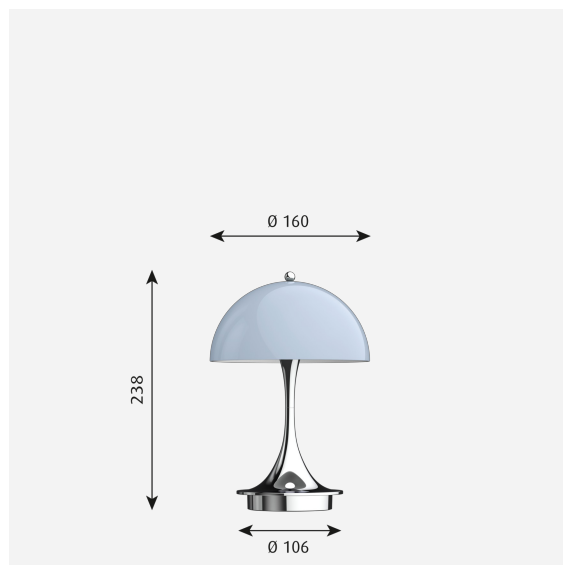
Light source

LED 2700K 2.5W

Lumen: 150

Information

Please note that Panthella Portable comes with a USB cable but without adapter and Qi charger. Separate USB adapter is available as accessory. Compatible with standard USB adapters (Min 1.5A) and Qi wireless chargers.



Related products




Panthella 400 Table Lamp




Panthella Floor




Panthella 250 Table Lamp



Panthella 320 Table Lamp



Panthella 160 Portable Metal



Panthella 250 Portable

Cartesian



Spare parts & accessories

| Product | Variant number |
|--|----------------|
| Panthella 160 USB adaptor, white | 5744166674 |
| Panthella 160 Opal shade | 5744166742 |
| Panthella 160 top nut | 5744166755 |
| Panthella 160 diffuser w/screws | 5744168083 |
| Panthella 160 White shade | 5744168368 |
| Panthella 160 Black shade | 5744168371 |
| Panthella 160 Orange shade | 5744168384 |
| Panthella 160 USB cover, black | 5744168407 |
| Black USB adaptor | 5744168410 |
| Panthella 160 V2 Rep. Kit Print | 5744166739 |
| Panthella 160 Opal Grey shade | 5744168096 |
| Panthella 160 Pale Blue shade | 5744612665 |
| Panthella 160 Coral shade | 5744612678 |
| Panthella 160 V2 Rubber Pad w/screws | 5744612762 |
| Panthella 160 Pale Rose shade | 5744902090 |
| Panthella 160 V2 Rep. Kit LED | 5744168106 |
| Panthella 160 Portable V2 Batt. Rep. Kit | 5744620039 |

Data specifications

Panthella 160 Portable

| | |
|-------------------------|------------------------|
| Colour | Grey opal acryl |
| Width | 160 |
| Built-in Height | - |
| Class | III |
| Standby (W) | - |
| Inrush Current | - |
| Kelvin | 2700 |
| SDCM | 3 |
| Watt | 2.5 |
| Light control | - |
| UGR Transversal / Axial | 9.1/9.1 |
| Driver life | >50.000 |

| | |
|-------------------------------------|-----------------------|
| Length | 160 |
| Height | 238 |
| IP class | 44 |
| Net Weight | 0.4 |
| Power Factor (P = 100 % / P = 50 %) | - |
| Light source | LED 2700K 2.5W |
| CRI | 90 |
| Lumen | 150 |
| Efficacy | 60 |
| Min. Dim Level (%) | 33 |
| L80B50 (hours) | >35.000 |