

PATERA


Patera - 5741100099

The pendant is a glowing sphere built up of small diamond-shaped cells. Each cell is carefully designed to capture light and to shield the light source from the viewing angles above 45 degrees. Each cell glows. Below 45 degrees, the fields are open to direct light downwards. A small amount of light is also sent upwards to illuminate the ceiling.



Øivind Slaatto

Øivind Slaatto (born 1978) is a promising Danish designer, recognised for his simple and poetic solutions. Nature is Øivind's most important source of inspiration. He also seeks to transfer characteristics such as rationality, logic and harmony to his designs.



INGENIØR'NE



Product info

Environmental Product Specification

This product is compliant with the requirements contained in the European Directives, RoHS Directive 2011/65 and 2015/863. This product is designed so that 100% of the product can be disassembled and reused.

Information

For LED replacement kits please do contact Louis Poulsen. The innovation of the LED technology is constant. The specifications mentioned are based on present technology.

Mounting

E27: Ø450/Ø600: Cable 2x1.0 mm². Ø900: Cable 3x1mm² and wire. Cord length: 4m. Canopy: Yes. LED: Ø450/Ø600/900: Cable 2x0.75mm² and wire. Cord length: 4m. Canopy contains driver.

Finish

White, matt coated.

Materials

Shade: Cut matt PVC. E27: Matt-chromed brass and die cast acrylic. LED: Matt white.

Sizes and weights

Width x Height x Length (mm) | 600 x 608 x 600 Max 5.7 kg | 450 x 433 x 450 Max 4.8 kg | 900 x 865 x 900 Max 11.5 kg | 300 x 305 x 300 Max 2.0 kg

Class

Ingress protection IP20. Electric shock protection I w. Ground, E27 Ø450/Ø600 E27: II w/o ground.

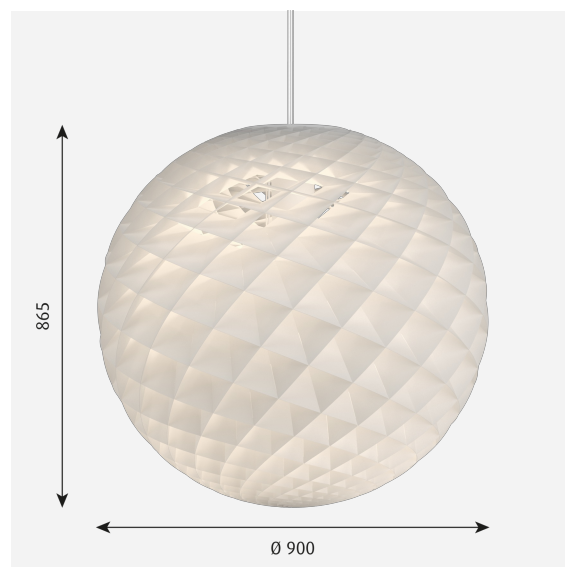
Light source

LED 2700K 96W

Lumen: 5472

Information

For LED replacement kits please do contact Louis Poulsen. The innovation of the LED technology is constant. The specifications mentioned are based on present technology.

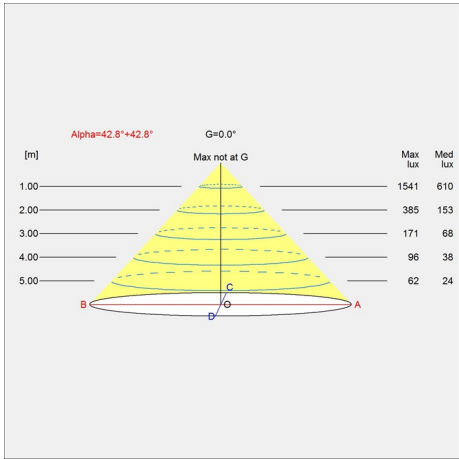


Patera Oval

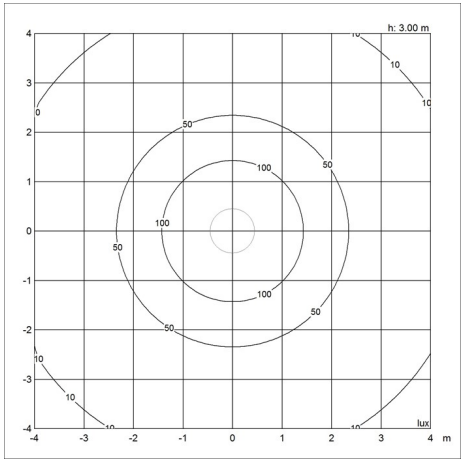
Related products

Light distribution diagrams

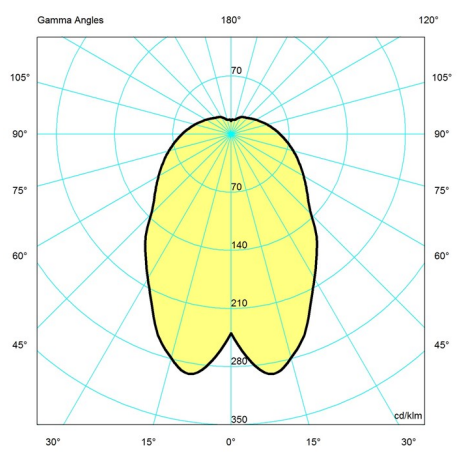
Cartesian



Isolux



Polar



Spare parts & accessories

| Product | Variant number |
|-------------------------------------|----------------|
| Canopy White 2-part tophat ® | 5749329034 |
| PATERA 450 SUSP MAX 60W E27 CL.II | 5741099207 |
| Patera Ø300 suspension, max 40W E27 | 5741106750 |

Data specifications

| | | | |
|-----------------|-----------|-------------------------------------|---------------|
| Colour | White | Length | 900 |
| Width | 900 | Height | 865 |
| Built-in Height | - | IP class | 20 |
| Class | I | Net Weight | 11.5 |
| Standby (W) | 0.97 | Power Factor (P = 100 % / P = 50 %) | - |
| Inrush Current | 55A/270µs | Light source | LED 2700K 96W |
| Kelvin | 2700 | CRI | 90 |

| | |
|-------------------------|-----------|
| SDCM | 3 |
| Watt | 96 |
| Light control | Dali |
| UGR Transversal / Axial | 14.1/14.1 |
| Driver life | >100.000 |

| | |
|--------------------|----------|
| Lumen | 5472 |
| Efficacy | 57 |
| Min. Dim Level (%) | 10 |
| L80B50 (hours) | >100.000 |