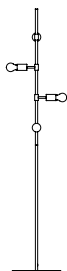


Product Manual



Piper Floor Lamp Designed by 365° North

Version 002 - 05/2023

Bolia.com

Vaerkmestergade 11-13
8000 Aarhus C, Denmark
+45 51 50 51 22

EN

Read the product manual carefully before using your product. If you do not follow the instructions, there is a risk that you could damage the product or in the worst case cause injury. Keep the product manual for future reference. If the product is later passed on to third parties, this manual must also be provided.



This symbol indicates a warning regarding the care, handling, or use of the product. If such a warning is not followed, there is a risk that you could damage the product, or in the worst case cause injury.

Use the product only for the purpose described in this manual. Any other use does not correspond to the intended purpose of the product and can lead to damage to the product or injuries. The manufacturer or dealer accepts no responsibility for damage resulting from the use of the product in a manner for which it is not intended. Incorrect, improper use of the product can lead to personal injuries. Children must not play with the packaging film, as there is a risk that they will be wrapped up in it and caught. Before using the product, make sure that there is nothing that can harm or injure people.

Risk of damaging the product

Incorrect, improper use, handling and cleaning can damage parts or the entire product.

Do not step on or jump on the product. It is not intended for this.

Do not use a hard brush, solvent, corrosive or strong cleaning agent to clean the products, if not advised by Bolia.com.

Do not push or pull the luminaire over the floor. This could damage both the luminaire and the floor.

Always lift the luminaire to move it.

Always use recommended care and cleaning products.

Further information can be found on our website: Bolia.com

Technical information

As we are constantly developing and improving our products, design and technical changes may occur. This products manual can be downloaded as a PDF file from our website: Bolia.com



Disposal of packaging & product

Dispose of the product and packaging in accordance with local waste regulations.

Packaging materials must be separated and disposed of properly.

For user instructions in another language,
please follow this link



**EN:** Safety precautions

If the external flexible cable or cord of this luminaire is damaged, it shall be exclusively replaced by the manufacturer or his service agent or a similar qualified person in order to avoid a hazard.

DK: Sikkerhedsforanstaltninger

Hvis lampens udvendige ledning bliver beskadiget skal der, for at undgå en farlig situation, rettes henvendelse til producenten, service agenten eller anden lignende kvalificeret person for udskiftning af denne.

DE: Sicherheitsvorkehrungen

Wenn das äußere flexible Kabel oder die Schnur dieser Leuchte beschädigt ist, darf nur der Hersteller oder sein Kundendienst oder eine ähnlich qualifizierte Person das Kabel ersetzen, um eine Gefährdung zu vermeiden.

FR: Précautions de sécurité

Si le câble ou le cordon flexible externe de ce luminaire est endommagé, il doit être remplacé exclusivement par le fabricant, son agent de service ou une personne qualifiée similaire afin d'éviter tout danger.

ES: Medidas de seguridad

Si el cable externo o cordón de esta luminaria es dañado, deberá ser reemplazado exclusivamente por el fabricante, su agente comercial o persona cualificada similar para evitar cualquier peligro.

**EN:** IMPORTANT!

Always switch off power before installation. In some countries electric installations may only be performed by a licensed electrician. Follow directions by relevant authorities.

DK: VIGTIGT!

Sluk altid for strømmen før installation. I nogle lande må elektriske installationer kun udføres af en autoriseret elektriker. Følg de relevante myndigheders anvisninger.

DE: WICHTIGER HINWEIS!

Schalten Sie vor der Installation immer die Stromversorgung aus. In einigen Ländern dürfen elektrische Installationen nur von einem lizenzierten Elektriker durchgeführt werden. Befolgen Sie die Anweisungen der zuständigen Behörden.

NO: VIKTIG!

Slå alltid av strømmen før installasjon. I noen land kan elektriske installasjoner kun utføres av en autorisert elektriker. Følg anvisninger fra relevante myndigheter.

SE: VIKTIGT!

Bryt alltid strømmen före installation. I vissa länder får elinstallationer endast utföras av behörig elektriker. Följ gällande nationell lagstiftning och regler på området.

NL: BELANGRIJK!

Schakel altijd de stroom uit voordat u de installatie uitvoert. In sommige landen mogen elektrische installaties alleen worden uitgevoerd door een erkend elektricien. Volg de aanwijzingen van de bevoegde autoriteiten op.

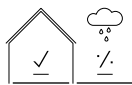
FR: IMPORTANT !

Coupez toujours l'alimentation avant l'installation. Dans certains pays, les installations électriques ne peuvent être effectuées que par un électricien agréé. Suivez les instructions des autorités compétentes.

ES: ¡IMPORTANTE!

Desconecta siempre el suministro eléctrico antes de la instalación. En algunos países, las instalaciones eléctricas solo las pueden realizar electricistas autorizados. Sigue las instrucciones proporcionadas por las autoridades competentes.

Use of the product



EN: This product is only for indoor use.

DK: Dette produkt er kun til indendørs brug.

DE: Dieses Produkt darf nur in Innenräumen verwendet werden.

NO: Dette produktet er kun ment for innendørs bruk.

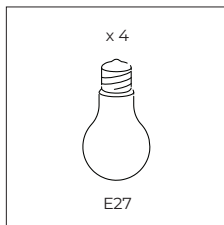
SE: Den här produkten är endast avsedd för inomhusbruk.

NL: Dit product is uitsluitend bedoeld voor gebruik binnenshuis.

FR: Ce produit est uniquement destiné à un usage intérieur.

ES: Aquest producte només es pot fer servir a l'interior.

Not included



STEP 01 - Lamp assembly

