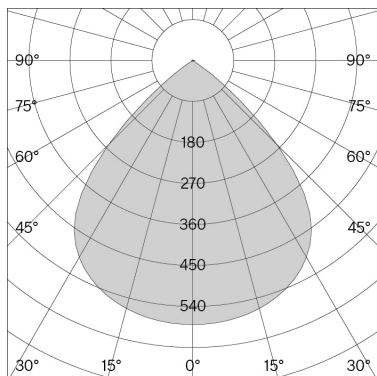
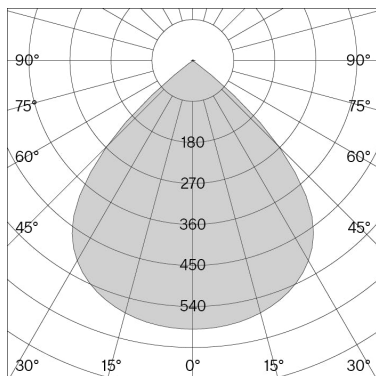


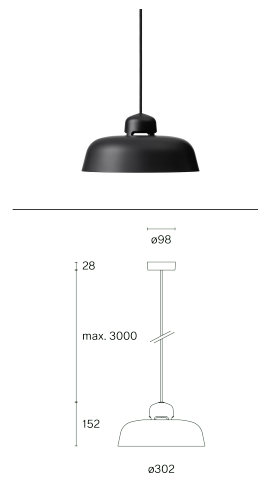
w162 Dalston s1 silk grey



w162 Dalston s2 silk grey



w162 Dalston s1



Technical information

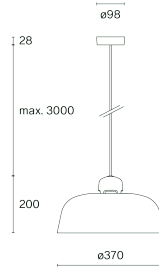
Physical	
Material	Shade: aluminium / die-cast aluminium LED engine: die-cast aluminium Canopy: polycarbonate Textile cable
Optics	Reflector & diffuser prism: polycarbonate
IP rating	20
Protection class	I
LED	
Light source	COB LED (included)
Lifetime expectancy	L80 / 50,000 h
CRI Colour Rendering Index	≥ 90
Standard deviation of colour matching	3-step MacAdam
Replaceable by a professional	

The technical data represent rated values for an ambient temperature of 25°C. The data values for the luminous flux are initially subject to a tolerance of +/- 10%, those for the electrical connected load are initially subject to a tolerance of +/- 10%, and those for the colour temperature are initially subject to a tolerance of +/- 150 K. No liability is assumed for typographical or printing errors. The general terms and conditions of Wästberg Lighting AB apply.

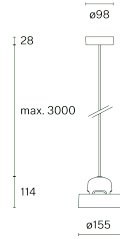
Article-specific information

Version	s1
Mounting	Ceiling suspended
LED Colour temperature (CCT) / Luminous flux	2700 K / 524 lm
Voltage / System power	220–240 V / 9 W
Efficacy	55 lm / W
Light control	Phase-cut dim
Net weight	1.2 kg
Packaging dimensions	L38 × W38 × H25 cm (0.04 m ³)
Gross weight	2.6 kg
Colour/Finish	
Graphite black (RAL 9011)	● 162S119011 / 7330492009131
Silk grey (RAL 7044)	● 162S127044 / 7330492009193
Nut brown (RAL 8011)	● 162S138011 / 7330492009254
Olive green (RAL 6003)	● 162S146003 / 7330492009315
Raw tumbled/aluminium (painted)	● 162S150002 / 7330492000893
Raw tumbled	●
Art. No. / EAN code	

w162 Dalston s2



w162 Dalston s3



Article-specific information

Version
Mounting
LED Colour temperature (CCT) / Luminous flux
Voltage / System power
Efficacy
Light control
Net weight
Packaging dimensions
Gross weight

s2
Ceiling suspended
2700 K / 515 lm
220–240 V / 9 W
55 lm / W
Phase-cut dim
1.6 kg
L44.5 × W44.5 × H25 cm (0.05 m ³)
3.6 kg

s3
Ceiling suspended
2700 K / 501 lm
220–240 V / 9 W
55 lm / W
Phase-cut dim
1.4 kg
L38 × W38 × H25 cm (0.04 m ³)
2.8 kg

Colour/Finish
Graphite black (RAL 9011) ●
Silk grey (RAL 7044) ●
Nut brown (RAL 8011) ●
Olive green (RAL 6003) ●
Raw tumbled/aluminium (painted) ●
Raw tumbled ●

Art. No. / EAN code
162S219011 / 7330492009322
162S227044 / 7330492009377
162S238011 / 7330492009421
162S246003 / 7330492009476
162S250002 / 7330492000985

Art. No. / EAN code
162S319011 / 7330492001135
162S327044 / 7330492001098
162S350002 / 7330492001074