
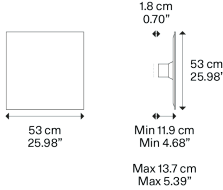


Puzzle Mega,
Design by Studio Italia Design

Model Puzzle Mega square small

Large geometric figures characterised by essential forms, which almost merge with the interior architecture when off, only to be surprisingly revealed as harmonies of light and shadow when lit. Matte finishes warm up the geometric panels of *Puzzle Mega*, liquid red, white, taupe and black paints that open many decorative possibilities, playing with harmonies and contrasts of colours and shapes. With *Puzzle Mega*, light gracefully decorates walls and ceilings.



Puzzle Mega square small	Light source	Structure: Metal	Diffuser: MDF	Code 2700 K	Code 3000 K
	LED 2700 K 3 x 15 W / 5250 lm 220–240 V CRI 92 MacAdam 3–Step	<input type="radio"/> Matte White – 9016 <input type="radio"/> Matte White – 9016 <input type="radio"/> Matte White – 9016 <input type="radio"/> Matte White – 9016	<input type="radio"/> Matte White – 9016 <input type="radio"/> Matte Black – 9005 <input type="radio"/> Taupe <input type="radio"/> Red	16742 1027 16742 2027 16742 3927 16742 6027	16742 1030 16742 2030 16742 3930 16742 6030
	LED 3000 K 3 x 15 W / 5550 lm 220–240 V CRI 92 MacAdam 3–Step	<input type="radio"/> or <input type="radio"/>			

LED included

Net weight: 4.10 kg

Parcels: 2



IP20

Energy Saving

Dim Triac



Energy efficiency class

F

Ecodesign Regulation

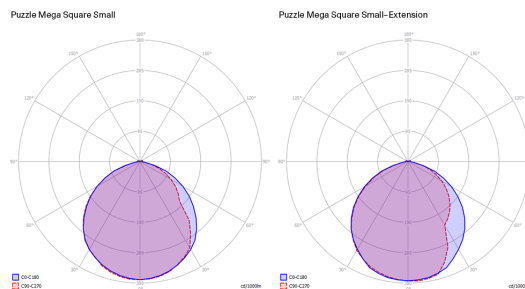
The LED-only light source contained in this fixture must only be replaced by the manufacturer, its support service or similarly qualified personnel.



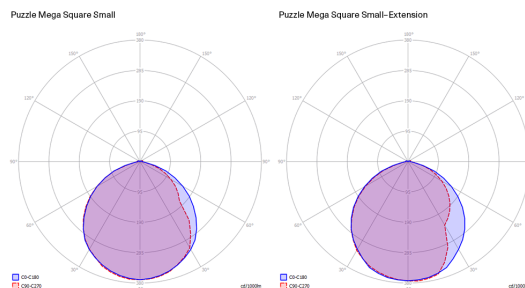
Puzzle Mega square small

LED
 2700 K
 3 x 15 W / 5250 lm
 220-240 V
 CRI 92
 MacAdam 3-Step


Photometric data




LED
 3000 K
 3 x 15 W / 5550 lm
 220-240 V
 CRI 92
 MacAdam 3-Step




Options of Puzzle Mega



Puzzle Mega round small



Puzzle Mega round large



Puzzle Mega square large