

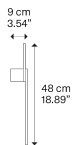
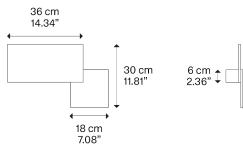
Puzzle,
Design by Studio Italia Design

Model Puzzle square & rectangle

Essential forms in metal, square and rectangular, which seem to disappear in the ceiling or wall. In Puzzle lamps, light becomes the feature element of living spaces, creating soft, geometric effects.



Puzzle square & rectangle



Light source

LED
2700 K
2 × 15 W / 3500 lm
220–240 V
CRI 92
MacAdam 3–Step

or

LED
3000 K
2 × 15 W / 3700 lm
220–240 V
CRI 92
MacAdam 3–Step

LED included

Structure: Metal

● Matte White – 9016

● Matte Black – 9005

Code 2700 K

14643 1027

14643 2027

Code 3000 K

14643 1030

14643 2030

Net weight: 2.91 kg

Parcels: 1

CE

IP20

Energy Saving

Dim Triac

ERC

Energy efficiency class

F

Ecodesign Regulation

The LED-only light source contained in this fixture must only be replaced by the manufacturer, its support service or similarly qualified personnel.

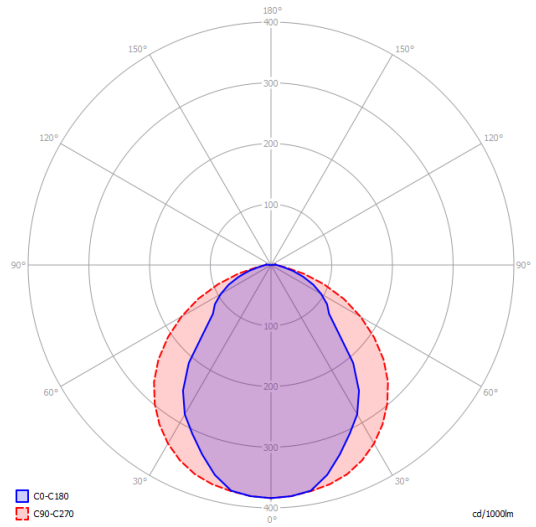


LODES

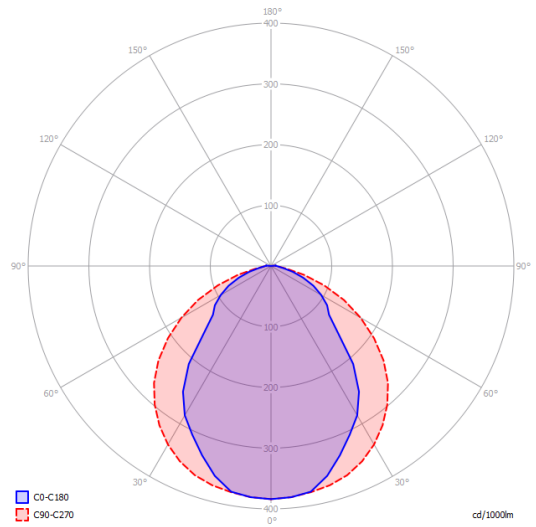
Puzzle square & rectangle

LED
 2700 K
 2 x 15 W / 3500 lm
 220-240 V
 CRI 92
 MacAdam 3-Step


Photometric data




LED
 3000 K
 2 x 15 W / 3700 lm
 220-240 V
 CRI 92
 MacAdam 3-Step



Options of Puzzle



Puzzle single square



Puzzle double square