

Cirio Lineal

Antoni Arola. 2010
Pendant lamps



Porcelain



Glass



Brass



Cirio Lineal creates long lines of light by fitting together successive structures.

The shade, beautifully designed, is reminiscent of a candle for its shape, texture and the warmth of its light. The varying shades combined with LED capsules can be used to create different atmospheres: from the porcelain of Sargadelos (Galicia, Spain) that creates candle-like warmth, to translucent opal glass, and the opaque elegance of brass.

Cirio is a system that provides customisable solutions for vertical lighting by combining structures, shades and light textures. The pendant lamp can be used alone or arranged in rows or clusters to illuminate larger areas, in forms such as the Chandelier, Cascada, Circular, Lineal, Oval or Múltiple. A perfect combination of repeated elements. The fusion of technology and tradition; innovation through craftsmanship. A truly unique lighting experience.

General description:

Capsule with LED module, translucent white diffuser and heat sink with black matte finish.

3 lampshade options: white porcelain, white opal glass and polished brass.

Black aluminium structure.

2 options of adjustable black metallic canopy with built-in equipment:

Circular (CE Market): regulation DALI / DSI / SWITCH DIM

Rectangular: regulation 1-10V / DALI. (Not included external dimmer switch).

S&C LED capsule suitable with HeadLed System lampshades.

Suitable for Junction Box (UL market).

Electric cable length: 5 m / 196.8"

Approximate weight (unpacked):

Cirio Lineal (with ceiling plate and porcelain lampshade): 7,5 Kg / 16.5 lb

Cirio Final (with porcelain lampshade): 4,5 Kg / 10 lb

Lampshades:

Porcelain: 0,5 kg / 1.1 lb

Glass: 0,6 kg / 1.3 lb

Brass: 0,3 Kg / 0.7 lb

Cirio Lineal

Antoni Arola. 2010
Pendant lamps

Technical information:

Light source included (dimmable):
LED module

Circular canopy (CE market):

Rated input wattage (LED capsule): 3,7 W
Rated input wattage: 18,5 W
Operating current: 350 mA
Colour Temp.: 2.700 K
CRI: 90
Lifetime: 40.000 h
Luminous flux:
Porcelain: (5) 610 lm / (10) 1.220 lm
Glass: (5) 2.080 lm / (10) 4.160 lm
Brass: (5) 655 lm / (10) 1.310 lm

Rectangular canopy:

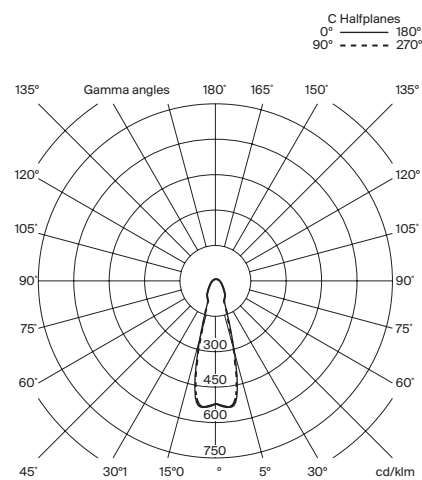
Rated input wattage (LED capsule): 7,7 W
Rated input wattage: 38,5 W
Operating current: 700 mA
Colour Temp.: 2.700 K
CRI: 90
Lifetime: 40.000 h
Luminous flux:
Porcelain: (5) 1.110 lm / (10) 2.220 lm
Glass: (5) 3.275 lm / (10) 6.550 lm
Brass: (5) 1.185 lm / (10) 2.370 lm

Built-in LED.

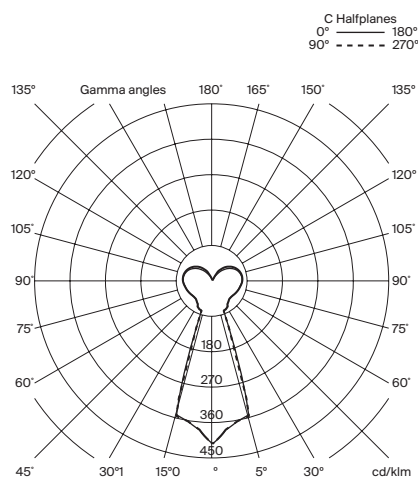
Suitable for dimming. (Not included external dimmer switch).
Energy efficiency class (E.E.C): A++...A.
Suitable only for indoor use.

Input voltage: 120 ~ 277 Vac.
(50 Hz / 60 Hz). According to destination

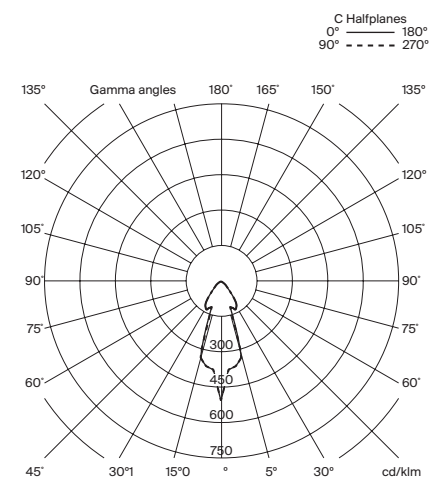
White porcelain lampshade



White opal glass lampshade



Brass lampshade



Regulations:

CE
UNE-EN 60598
UNE-EN 55015
UNE-EN 62031
UNE-EN 60529
UNE-EN 61000-3-2

UL

Dry and damp location
UL-1598
UL-8750
E-336377

Maintenance:

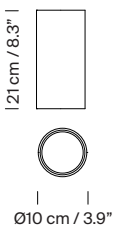
Clean with a smooth cloth. Do not use ammonia, solvents or abrasive cleaning products.

Others:

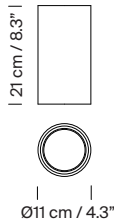
The lamp is delivered in different packages.
The assembly instructions are delivered with the product.

Modelo: Lampshades

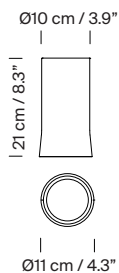
White porcelain



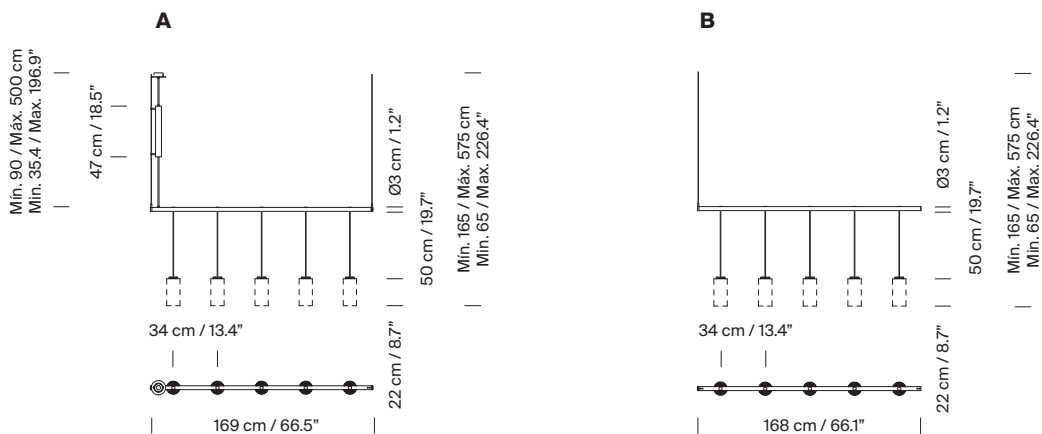
White opal glass



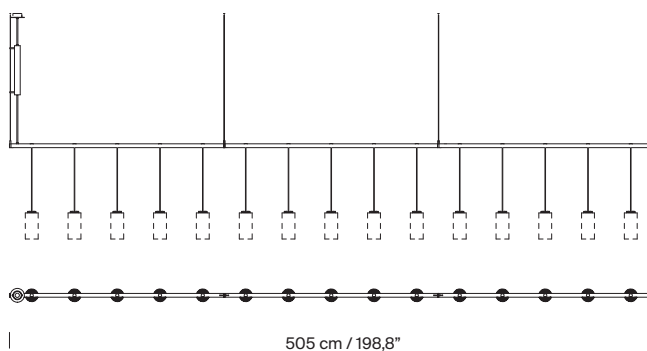
Brass



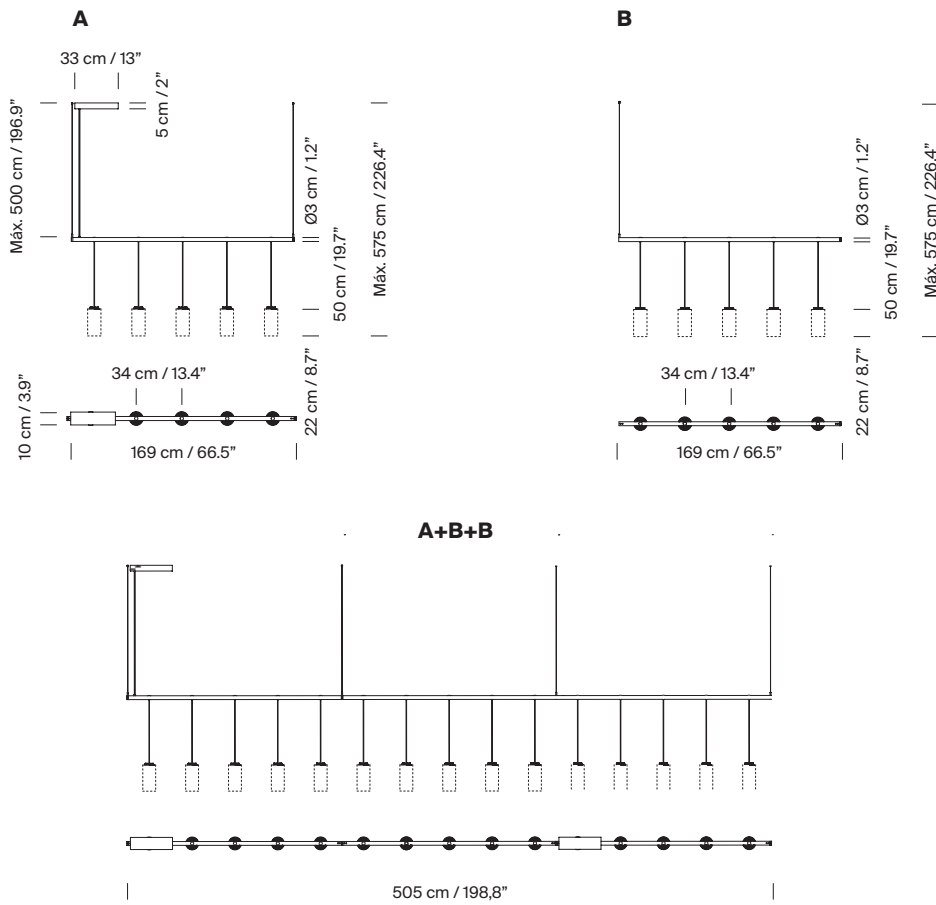
Modelo: Cirio Lineal - Circular canopy (CE market)



A+B+B



Modelo: Cirio Lineal - Rectangular canopy



Collection:
 Pendant lamps



Cirio Simple



Cirio Múltiple




Cirio Cascada



Cirio Circular



Cirio Lineal



Cirio Chandelier

Wall lamps



Cirio