

Clay is a living material, the dimensions of our products may vary due to its contractions.

Clay part reference

SPHG70/XXX*

*Change XXX to the desired color reference

Textures and colors



White.
H00



Terra.
H02



Red.
H03






Choco.
H05

The colors referenced in this technical data sheet are merely intended as a guide. Clay is a natural material, and its properties may vary the colors depending on the manufacturing process.

Electric part reference

HA0/27.X**

**Change X to the desired cable & canopi reference

CODE	W	Y	B
CANOPI	WHITE	WHITE	BLACK
SAMPLE			
CABLE	WHITE	JUTE	BLACK

Light source

220–240V / 50–60Hz.

MAX 10W LED / E27

Energy Class A+

Installation / Important. ⚠

This luminaire, realized in Class II, has not be provided for earthing. For a correct installation, the length of the wire coming from the ceiling has not be to longer than 8 cm, to permit to the canopi to totally cover the wire. Please, shorten the insulated muff if the cable is too short. Indoor use only.

When installing this model, please tighten the steel tensioning cable first, to ensure that the weight of the ceramic lampshade is not supported by the electric cable and to ensure a correct installation of your lamp.

Clay part weight: : 8,0Kg/17,6Lb. Cable length: 2m.



INDOOR USE ONLY

