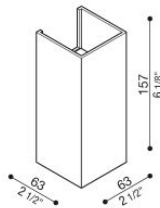


# Dodo 60 Full

LL14302B2

**Lombardo.**



## Technical information:

Installation:	Wall, Surface mounting wall
Material:	Aluminium
Finish:	Black RAL 9005
Treatment:	Sea Treatment
Diffuser type:	Polycarbonate
Lamp type:	LED
Energy performance class:	G
Colour temperature:	2700K
CRI:	>80
LB Factor:	L80B20 - 50.000h
Photobiological risk:	RG1
Power consumption (Watt):	3
Lumen:	360
Real Lumen:	83
Power supply:	✓ integrated
LED:	AC DIRECT
Insulation class:	⊖ CL.I
Type of protection:	<b>IP 54</b>
Resistance to breakage:	<b>IK 10 20J xx9</b>
Standards and Marks of Conformity:	CE UK ENEC
Dimming:	Phase cut



Available light beams: 15°, 30°, 60°, adjustable with removable masks.



# Dodo 60 Full

LL14302B2

Lombardo.



## Installation images:

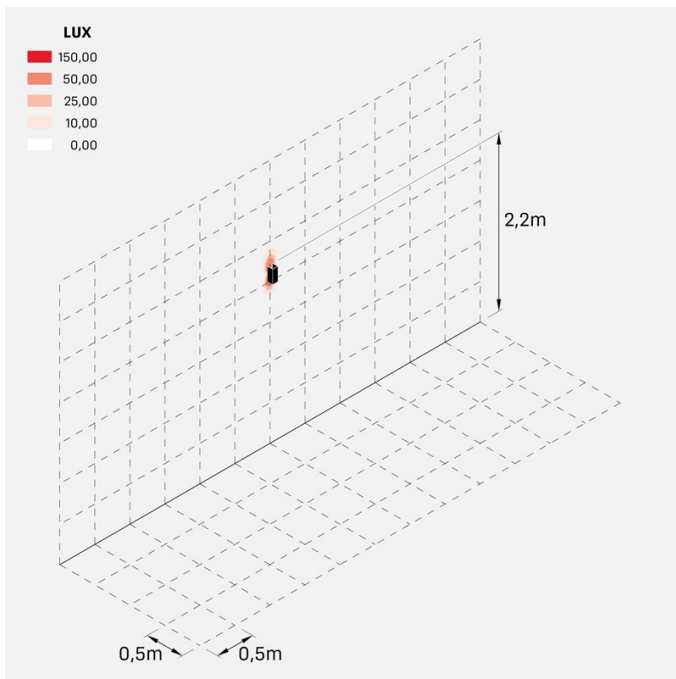


# Dodo 60 Full

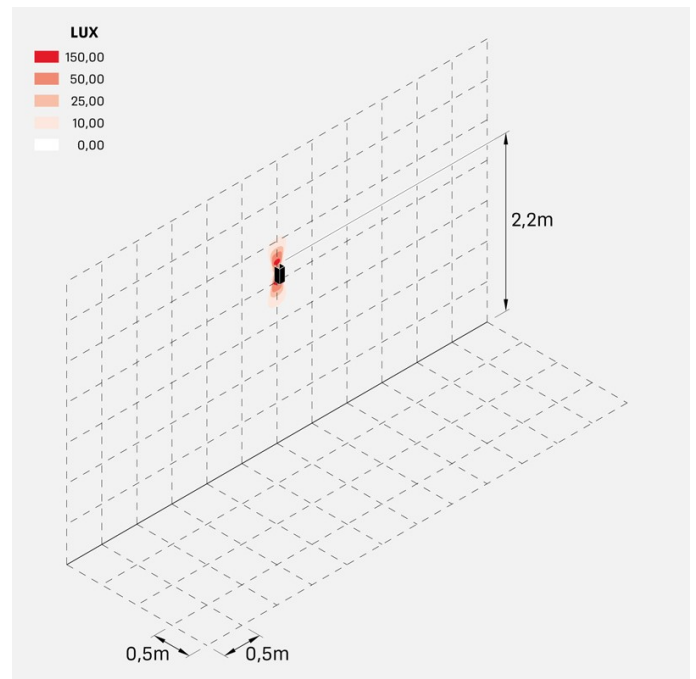
Lombardo.

LL14302B2

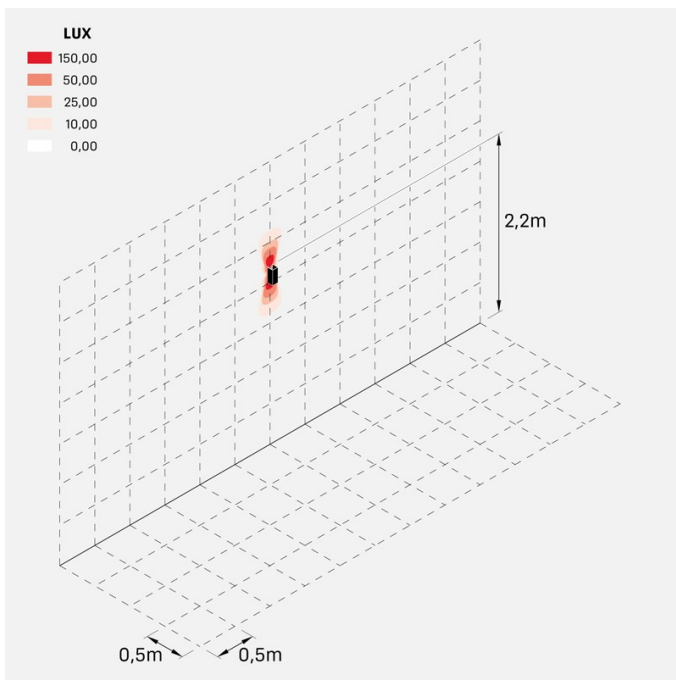
## Lighting simulation:



dodo\_60\_full\_15



dodo\_60\_full\_30



dodo\_60\_full\_60

LL14302B2

## Photometric curves:

