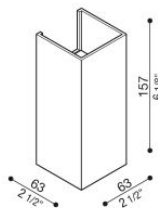


Dodo 60 Full

LL14302L2

Lombardo.



Technical information:

Installation:	Wall, Surface mounting wall
Material:	Aluminium
Finish:	Light Grey RAL 7044
Treatment:	Sea Treatment
Diffuser type:	Polycarbonate
Lamp type:	LED
Energy performance class:	G
Colour temperature:	2700K
CRI:	>80
LB Factor:	L80B20 - 50.000h
Photobiological risk:	RG1
Power consumption (Watt):	3
Lumen:	360
Real Lumen:	83
Power supply:	☑ integrated
LED:	AC DIRECT
Insulation class:	⊖ CL.I
Type of protection:	IP 54
Resistance to breakage:	IK 10 20J xx9
Standards and Marks of Conformity:	CE UK ENEC
Dimming:	Phase cut


Available light beams: 15°, 30°, 60°, adjustable with removable masks.



Dodo 60 Full

LL14302L2

Lombardo.



Installation images:

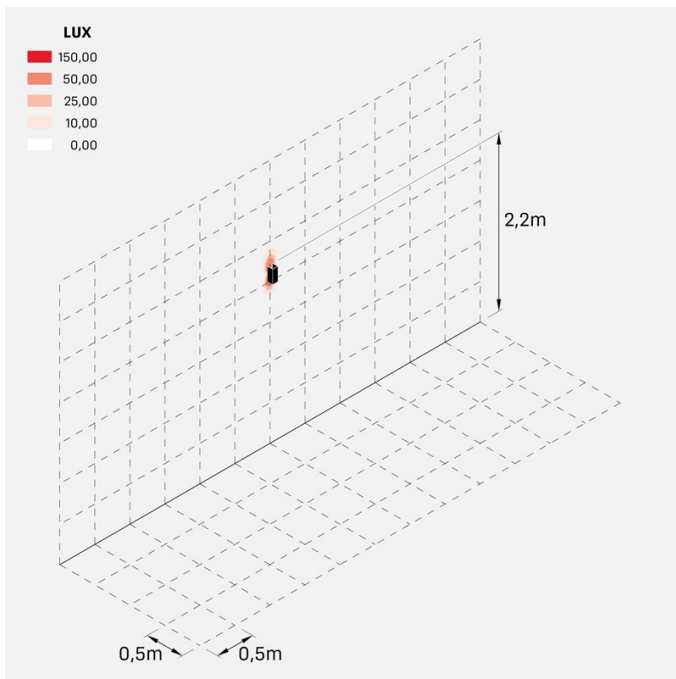


Dodo 60 Full

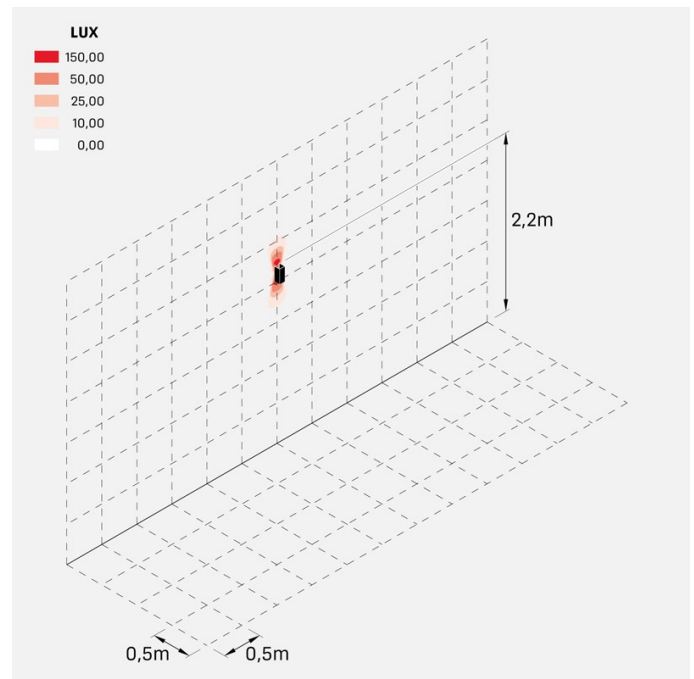
Lombardo.

LL14302L2

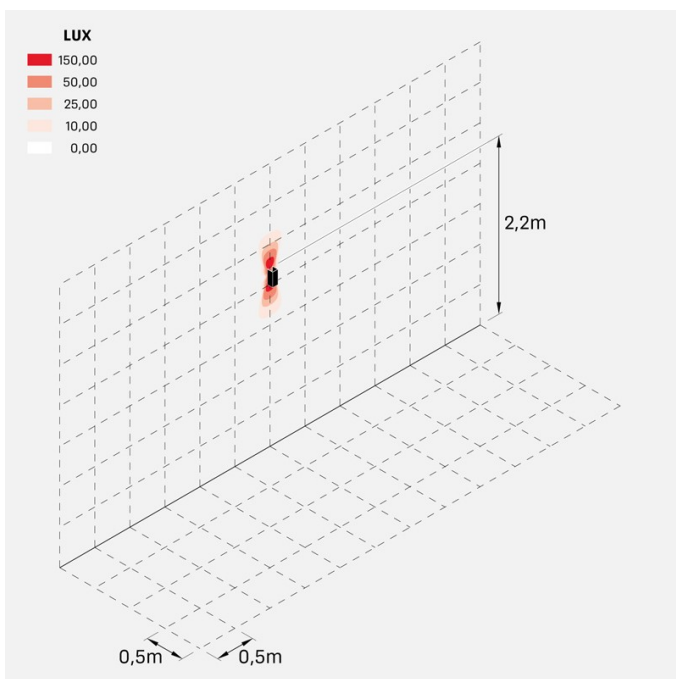
Lighting simulation:



dodo_60_full_15



dodo_60_full_30



dodo_60_full_60

Photometric curves:

