

Smithfield Ceiling Pro

Designed by Jasper Morrison, 2009

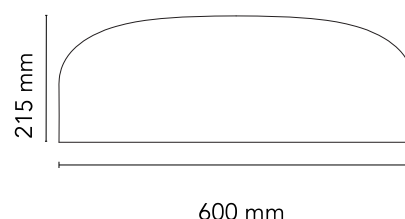


45W - 2791lm - 2700K - CRI> 95

Ceiling-mounted lamp providing direct light. Aluminium body. Available in gloss black, white, matt black, red, green or MUD. Injection-moulded opalescent methacrylate diffuser. Steel wall and ceiling attachment.

Are you a professional and your project needs consulting and support?

BOOK AN APPOINTMENT



Main specifications

EAN	8059607014875
Mounting	Ceiling
Environments	Indoor dry location
Light Source Type	LED
LED type	LED Module
Power (W)	45
System flux (lm)	2791

Physical

Colour	White
Length (mm)	600
Net weight (kg)	5.8
Package height (mm)	310
Package width (mm)	710
Package length (mm)	710
Package volume (m3)	0.16
IP internal	20

Download

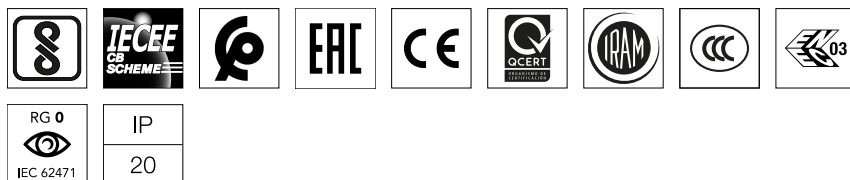
Mounting instructions	↓ PDF
Spare Parts	↓ PDF

Photometric Files

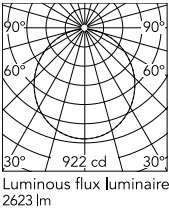
LDT / IES	↓ LDT
-----------	-------

Technical Drawings

2D	↓ ZIP
3D	↓ ZIP
Bim	↓ ZIP



Schematic light drawing



Photometric

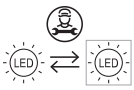
Light distribution	Roto symmetric
CCT (K)	2700
CRI>	95

Electrical

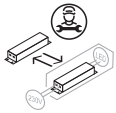
Insulation class	I
Frequency (Hz)	50/60
Main voltage (Vac)	200-240
Driver	Integrated
Dimming type	Dimmable Push
Batteries inside	No

Ecodesign and Energy Labelling

This product contains a light source of energy efficiency class F

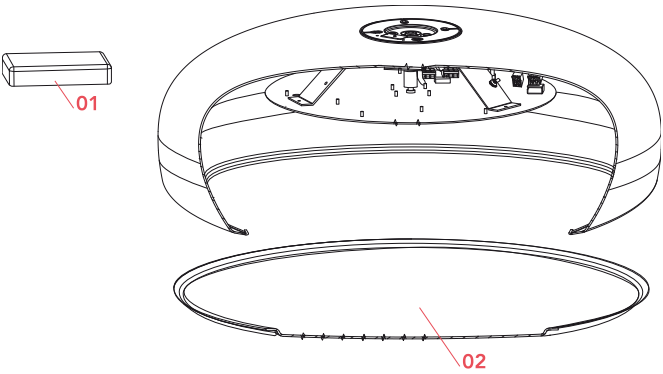


Replaceable (LED only) light source by a professional



Replaceable control gear by a professional

Spare Parts



- | | | |
|-----|-----------------------|---------|
| 01. | Driver 45W 450-1050mA | RF31980 |
| 02. | Methacrylate diffuser | RF19022 |

DOWNLOAD



RF31980

Driver 45W 450-1050mA



RF19022

Methacrylate diffuser